

**ORDINANCE NO. 806**

**AN ORDINANCE OF THE CITY OF SHORELINE, WASHINGTON,  
ADOPTING THE ANNUAL BUDGET OF THE CITY OF SHORELINE  
FOR THE YEAR 2018 AND ADOPTING THE 2018-2023 SIX YEAR  
CAPITAL FACILITIES PLAN.**

WHEREAS, the Revised Code of Washington (RCW), Chapter 35A.33, requires the City to adopt an annual budget and provides procedures for the adoption of said budget; and

WHEREAS, the Growth Management Act, RCW 36.70A.070(3) and 36.70A.130(2), requires a six-year plan for financing capital facilities (CIP) and permits amendment of the City's Comprehensive Plan to occur concurrently with the adoption of the city budget; and

WHEREAS, a proposed budget for fiscal year 2018 has been prepared, filed, and submitted to the City Council in a timely manner for review. Public hearings were advertised and held on November 6, 2017 and November 13, 2017 for the purposes of fixing the final budget, including a public hearing on revenues held on November 6, 2017, and the City Council has deliberated and has made adjustments and changes deemed necessary and proper;

**NOW THEREFORE, THE CITY COUNCIL OF THE CITY OF SHORELINE,  
WASHINGTON, DO ORDAIN AS FOLLOWS:**

**Section 1. 2018 Budget Adopted.** The 2018 Final Budget for the City of Shoreline for the period January 1, 2018 through December 31, 2018 as set forth in the 2018 Proposed Budget, as amended, is hereby adopted.

**Section 2. Summary of Revenues and Expenditures.** The budget sets forth totals of estimated revenues and estimated expenditures of each separate fund, and the aggregate totals for all such funds, as summarized as follows:

<b>Fund</b>	<b>Appropriation</b>
General Fund	\$46,500,862
Street Fund	2,376,815
Code Abatement Fund	130,000
State Drug Enforcement Forfeiture Fund	18,243
Public Arts Fund	195,246
Federal Drug Enforcement Forfeiture Fund	13,000
Property Tax Equalization Fund	0
Federal Criminal Forfeiture Fund	0
Transportation Impact Fees Fund	221,400
Park Impact Fees Fund	50,000
Revenue Stabilization Fund	0
Unltd Tax GO Bond 2006	1,697,925
Limited Tax GO Bond 2009	1,661,417
Limited Tax GO Bond 2013	260,635
General Capital Fund	5,187,668
City Facility-Major Maintenance Fund	153,213
Roads Capital Fund	11,130,166

<b>Fund</b>	<b>Appropriation</b>
Surface Water Capital Fund	6,925,565
Wastewater Utility Fund	2,297,901
Vehicle Operations/Maintenance Fund	772,302
Equipment Replacement Fund	328,836
Unemployment Fund	17,500
<b>Total Funds</b>	<b>\$79,938,694</b>

**Section 3. Repeal, Chapter 3.01.** Shoreline Municipal Code Chapter 3.01 *Fee Schedule* is repealed in its entirety and replaced with a new Chapter 3.01 *Fee Schedule* is adopted as set forth in Exhibit A attached hereto.

**Section 4. CIP Adoption.** The *Capital Improvement Plan (2018-2023)* is adopted as set forth in Exhibit B attached hereto.


**Section 5. Copies of Budget to be Filed.** The City Clerk is directed to transmit a complete copy of the Final Budget as adopted by the City Council to the Division of Municipal Corporations in the Office of the State Auditor and to the Association of Washington Cities as required by RCW 35A.33.075.

**Section 6. Corrections by City Clerk or Code Reviser.** Upon approval of the City Attorney, the City Clerk and/or the Code Reviser are authorized to make necessary corrections to this ordinance, including the corrections of scrivener or clerical errors; references to other local, state, or federal laws, codes, rules, or regulations; or ordinance numbering and section/subsection numbering and references.


**Section 7. Severability.** Should any section, paragraph, sentence, clause or phrase of this ordinance, or its application to any person or circumstance, be declared unconstitutional or otherwise invalid for any reason, or should any portion of this ordinance be preempted by state or federal law or regulation, such decision or preemption shall not affect the validity of the remaining portions of this ordinance or its application to other persons or circumstances.

**Section 9. Effective Date.** A summary of this ordinance consisting of its title shall be published in the official newspaper of the City. The ordinance shall take effect and be in full force January 1, 2018.


**ADOPTED BY THE CITY COUNCIL ON NOVEMBER 20, 2017.**

  
 Mayor Christopher Roberts

**ATTEST:**

  
 Jessica Simulcik Smith  
 City Clerk

**APPROVED AS TO FORM:**

  
 Margaret King  
 City Attorney

Date of Publication: November 24, 2017  
 Effective Date: January 1, 2018

**City of Shoreline  
Fee Schedules**

**3.01.010 Planning and Community Development**

Type of Permit Application	2018 Fee Schedule
<b>A. BUILDING</b>	
Valuation (The Total Valuation is the "Building permit valuations" as delineated in section R108.3 of the International Residential Code and section 108.3 of the International Building Code.	
1. \$0 - \$10,000.00	\$193.00
2. \$10,000.01 - \$25,000	\$75 for the first \$2,000.00 + \$14.00 for each additional 1,000.00, or fraction thereof, to and including \$25,000.00
3. \$25,000.01 - \$50,000.00	\$397 for the first \$25,000.00 + \$11.00 for each additional \$1,000.00, or fraction thereof, to and including \$50,000.00.
4. \$50,000.01 - \$100,000.00	\$672 for the first \$50,000.00 + \$9.00 for each additional \$1,000.00, or fraction thereof, to and including \$100,000.00.
5. \$100,000.01 - \$500,000.00	\$1,122 for the first \$100,000.00 + \$7 for each additional \$1,000.00, or fraction thereof, to and including \$500,000.00.
6. \$500,000.01 - \$1,000,000.00	\$3,922 for the first \$500,000.00 + \$5 for each additional \$1,000.00, or fraction thereof, to and including \$1,000,000.00.
7. \$1,000,000.01 +	\$6,422 for the first \$1,000,000.00 + \$4 for each additional \$1,000.00, or fraction thereof.
8. Building/Structure Plan Review	65% of the building permit fee
9. Civil Plan Review, Commercial (if applicable)	Hourly rate, 12 Hour Minimum \$2,316.00
10. Civil Plan Review, Residential (if applicable)	Hourly rate, 4 Hour Minimum \$772.00
11. Floodplain Permit	\$206.00
12. Floodplain Variance	\$578.00
13. Demolition, Commercial	\$1,648.00
14. Demolition, Residential	\$618.00
15. Zoning Review	Hourly rate, 1-hour minimum \$193.00
16. Affordable Housing Review	Hourly rate, 10-hour minimum \$1,930.00
17. Temporary Certificate of Occupancy (TCO)- Single-Family	\$193.00
18. Temporary Certificate of Occupancy (TCO)- Other	\$578.00
<b>B. ELECTRICAL</b>	
1. Electrical Permit	Permit fee described in WAC 296-46B-905, plus a 20% administrative fee
<b>C. FIRE - CONSTRUCTION</b>	
1. Automatic Fire Alarm System:	
a. Existing System	
New or relocated devices up to 5	\$193.00
New or relocated devices 6 up to 12	\$578.00
Each additional new or relocated device over 12	\$7.00 per device
b. New System	\$770.00
c. Each additional new or relocated device over 30	\$7.00 per device
2. Fire Extinguishing Systems:	
a. Commercial Cooking Hoods	
1 to 12 flow points	\$578.00
More than 12	\$770.00
b. Other Fixed System Locations	\$770.00
3 Fire Pumps:	
a. Commercial Systems	\$770.00



**City of Shoreline  
Fee Schedules**

**3.01.010 Planning and Community Development**

Type of Permit Application	2018 Fee Schedule
4. Commercial Flammable/Combustible Liquids:	
a. Aboveground Tank Installations	
First tank	\$385.00
Additional	\$193.00
b. Underground Tank Installations	
First tank	\$385.00
Additional	\$193.00
c. Underground Tank Piping (with new tank)	\$385.00
d. Underground Tank Piping Only (vapor recovery)	\$578.00
e. Underground Tank Removal	
First tank	\$385.00
Additional Tank	\$97.00 per additional tank
5. Compressed Gas Systems (exception: medical gas systems require a plumbing permit):	
a. Excess of quantities in IFC Table 105.6.9	\$385.00
6. High-Piled Storage:	
a. Class I – IV Commodities:	
501 – 2,500 square feet	\$385.00
2,501 – 12,000 square feet	\$578.00
Over 12,000 square feet	\$770.00
b. High Hazard Commodities:	
501 – 2,500 square feet	\$578.00
Over 2,501 square feet	\$963.00
7. Underground Fire Mains and Hydrants	\$578.00
8. Industrial Ovens:	
Class A or B Furnaces	\$385.00
Class C or D Furnaces	\$770.00
9. LPG (Propane) Tanks:	
Commercial, less than 500-Gallon Capacity	\$385.00
Commercial, 500-Gallon+ Capacity	\$578.00
Residential 0 – 500-Gallon Capacity	\$193.00
Spray Booth	\$770.00
10. Sprinkler Systems (each riser):	
a. New Systems	\$963.00, plus \$3.00 per head
b. Existing Systems	
1 – 10 heads	\$578.00
11 – 20 heads	\$770.00
More than 20 heads	\$963.00, plus \$3.00 per head
c. Residential (R-3) 13-D System	
1 – 30 heads	\$578.00
More than 30 heads	\$578.00, plus \$3.00 per head
Voluntary 13-D Systems in residences when not otherwise required	\$193.00
11. Standpipe Systems	\$770.00
12. Emergency Power Supply Systems:	
10 kW - 50 kW	\$578.00
> 50 kW	\$963.00
13. Temporary Tents and Canopies	\$193.00
14. Fire Review -Single-Family	\$97.00
15. Fire Review -Subdivision	Hourly rate, 1-hour minimum \$193.00
16. Fire Review -Other	Hourly rate, 1-hour minimum \$193.00
17. Emergency Responder Radio Coverage System	\$578.00
18. Smoke Control Systems - Mechanical or Passive	\$770.00



**City of Shoreline  
Fee Schedules**

**3.01.010 Planning and Community Development**

Type of Permit Application	2018 Fee Schedule
<b>D. MECHANICAL</b>	
1. Residential Mechanical System	\$193.00 (including 4 pieces of equipment), \$12.00 per piece of equipment over 4
2. Commercial Mechanical System	\$515.00 (including 4 pieces of equipment), \$12.00 per piece of equipment over 4
3. All Other Mechanical Plan Review (Residential and Commercial)	Hourly rate, 1-hour minimum \$193.00
<b>E. PLUMBING</b>	
1. Plumbing System	\$193.00 (including 4 fixtures), \$12.00 per fixture over 4
2. Gas Piping System standalone permit	\$193.00 (including 4 outlets), \$12.00 per outlet over 4
3. Gas Piping as part of a plumbing or mechanical permit	\$12.00 per outlet (when included in outlet count)
4. Backflow Prevention Device - standalone permit	\$193.00 (including 4 devices), \$12.00 per devices over 4
5. Backflow Prevention Device as part of a plumbing systems permit	\$12.00 per device (when included in fixture count)
6. All Other Plumbing Plan Review (Residential and Commercial)	Hourly rate, 1-hour minimum \$193.00
<b>F. ENVIRONMENTAL REVIEW</b>	
1. Single-Family SEPA Checklist	\$3,090.00
2. Multifamily/Commercial SEPA Checklist	\$4,635.00
3. Environmental Impact Statement Review	\$8,033.00
<b>G. LAND USE</b>	
1. Accessory Dwelling Unit	\$824.00
2. Administrative Design Review	\$1,545.00
3. Adult Family Home	\$463.00
4. Comprehensive Plan Amendment – Site Specific (Note: may be combined with Rezone public hearing.)	\$16,993.00, plus public hearing (\$3,605.00)
5. Conditional Use Permit (CUP)	\$7,209.00
6. Historic Landmark Review	\$391.00
7. Interpretation of Development Code	\$721.00
8. Master Development Plan	\$25,748.00, plus public hearing (\$3,605.00)
9. Changes to a Master Development Plan	\$12,874.00, plus public hearing (\$3,605.00)
10. Planned Action Determination	\$330.00
11. Rezone	\$16,684.00, plus public hearing (\$3,605.00)
12. SCTF Special Use Permit (SUP)	\$15,037.00, plus public hearing (\$3,605.00)
13. Sign Permit - Building Mounted, Awning, Driveway Signs	\$412.00
14. Sign Permit - Monument/Pole Signs	\$824.00
15. Special Use Permit	\$15,037.00, plus public hearing (\$3,605.00)
16. Street Vacation	\$10,608.00, plus public hearing (\$3,605.00)
17. Temporary Use Permit (TUP) EXCEPT fee is waived as provided in SMC 20.30.295(D)(2) for Transitional Encampments	\$1,545.00
18. Deviation from Engineering Standards	Hourly rate, 8-hour minimum \$1,544.00
19. Variances - Zoning	\$8,754.00
20. Lot Line Adjustment	\$1,545.00
21. Lot Merger	\$385.00

**City of Shoreline  
Fee Schedules**

**3.01.010 Planning and Community Development**

Type of Permit Application	2018 Fee Schedule
<b>H. CRITICAL AREAS FEES</b>	
1. Critical Area Field Signs	\$7.00 per sign
2. Critical Areas Review	Hourly rate, 2-hour minimum \$386.00
3. Critical Areas Monitoring Inspections (Review of three reports and three inspections.)	\$1,854.00
4. Critical Areas Reasonable Use Permit (CARUP)	\$13,904.00, plus public hearing (\$3,605.00)
5. Critical Areas Special Use Permit (CASUP)	\$13,904.00, plus public hearing (\$3,605.00)
<b>I. MISCELLANEOUS FEES</b>	
1. Permit Fee for Work Commenced Without a Permit	Twice the Applicable Permit Fee
2. Expedited Review – Building or Site Development Permits	Twice the applicable permit review fee(s)
3. All Other Fees Per Hour	Hourly rate, 1-hour minimum \$193.00
4. Multiple Family Tax Exemption Application Fee	Hourly rate, 3-hour minimum \$579.00
5. Extension of the Conditional Certificate for the Multiple Family Tax Exemption Application Fee	\$193.00
6. Multiple Family Tax Exemption or Affordable Housing Annual Compliance Verification	\$386.00
7. Pre-application Meeting	Mandatory pre-application meeting \$453.00; Optional pre-application meeting \$193.00
8. Transportation Impact Analysis (TIA) Review (less than 20 trips)	\$206.00
9. Transportation Impact Analysis (TIA) Review (greater than 20 trips)	\$1,133.00
10. Transportation Impact Analysis (TIA) Review - additional review per hour	\$193.00
<b>J. RIGHT-OF-WAY</b>	
1. Right-of-Way Utility Blanket Permits	\$193.00
2. Right-of-Way Use	Hourly rate, 3-hour minimum \$579.00
3. Right-of-Way Site	Hourly rate, 4-hour minimum \$772.00
4. Right-of-Way Special Events	\$963.00
5. Residential Parking Zone Permit	\$18.00
<b>K. SHORELINE SUBSTANTIAL DEVELOPMENT</b>	
1. Shoreline Conditional Permit Use	\$7,415.00
2. Shoreline Exemption	\$484.00
3. Shoreline Variance	\$10,299.00, plus public hearing if required (\$3,605.00)
Substantial Development Permit (based on valuation):	
4. up to \$10,000	\$2,575.00
5. \$10,000 to \$500,000	\$6,179.00
6. over \$500,000	\$10,299.00
<b>L. SITE DEVELOPMENT</b>	
1. Clearing and/or Grading Permit	Hourly rate, 3-hour minimum \$579.00
2. Subdivision Construction	Hourly rate, 10-hour minimum \$1,930.00
3. Clearing and Grading Inspection - Sum of Cut and Fill Yardage:	
4. 50-500 CY without drainage conveyance	\$193.00
5. 50-500 CY with drainage conveyance	\$412.00
6. 501-5,000 CY	\$824.00
7. 5001-15,000 CY	\$1,648.00
8. More than 15,000 CY	\$4,326.00
9. Tree Removal	\$193.00

**City of Shoreline  
Fee Schedules**

**3.01.010 Planning and Community Development**

Type of Permit Application	2018 Fee Schedule
<b>M. SUBDIVISIONS</b>	
1. Binding Site Plan	\$5,870.00
2. Preliminary Short Subdivision	\$6,694.00 for two-lot short subdivision, plus (\$515.00) for each additional lot
3. Final Short Subdivision	\$1,957.00
4. Preliminary Subdivision	\$15,449.00 for ten-lot subdivision, plus (\$721.00) for each additional lot, and public hearing (\$3,605.00)
5. Final Subdivision	\$7,518.00
6. Changes to Preliminary Short or Formal Subdivision	\$3,811.00
7. Multiple Buildings	Hourly rate, 10-hour minimum \$1,930.00
<b>N. SUPPLEMENTAL FEES</b>	
1. Supplemental permit fees	Additional review fees may be assessed if plan revisions are incomplete, corrections not completed, the original scope of the project has changed, or scale and complexity results in review hours exceeding the minimums identified in this schedule. Fees will be assessed at \$193.00 per hour, minimum of one hour.
2. Reinspection fees	Reinspection fees may be assessed if work is incomplete, corrections not completed or the allotted time is depleted. Fees will be assessed at \$193.00 per hour, minimum one hour.
3. Investigation inspection	\$257.00
<b>O. FEE REFUNDS</b>	
<p>The city manager or designee may authorize the refunding of:</p> <ol style="list-style-type: none"> <li>1. One hundred percent of any fee erroneously paid or collected.</li> <li>2. Up to 80 percent of the permit fee paid when no work has been done under a permit issued in accordance with this code.</li> <li>3. Up to 80 percent of the plan review fee paid when an application for a permit for which a plan review fee has been paid is withdrawn or canceled and minimal plan review work has been done.</li> <li>4. The city manager or designee shall not authorize refunding of any fee paid except on written application filed by the original permittee not later than 180 days after the date of fee payment.</li> </ol>	
<b>P. FEE WAIVER</b>	
<ol style="list-style-type: none"> <li>1. The City Manager or designee may authorize the waiver of the double fee for work commenced without a permit for property owners not responsible for initiating the work without a permit. Any fee waiver request must be submitted in writing by the current property owner prior to permit issuance and detail the unpermitted work related to the dates of property ownership.</li> </ol>	

[Ord. 785 § 1, 2017; Ord. 779 § 1, 2017; Ord. 778 § 1, 2017; Ord. 758 § 3 (Exh. A), 2016; Ord. 737 § 1 (Exh. A), 2016; Ord. 728 § 3 (Exh. A), 2015; Ord. 699 § 3 (Exh. A), 2014; Ord. 678 § 1, 2013 (Exh. A); Ord. 650 § 3, 2012; Ord. 646 § 2, 2012; Ord. 641 § 1, 2012; Ord. 629 § 1, 2012; Ord. 622 § 3 (Exh. A), 2011; Ord. 585 §§ 3(a), 3(b) (Exh. B), 2010; Ord. 563 § 3 (Exh. B), 2009; Ord. 528 § 3 (Exh. A), 2008; Ord. 486 § 3, 2007; Ord. 451 § 1, 2006; Ord. 426 § 4, 2006]



**City of Shoreline  
Fee Schedules**

**3.01.014 Impact Fee Administrative Fees**

<b>A. Administrative Fees</b>		<b>2018 Fee Schedule</b>
1.	Administrative Fee - All applicable projects per building permit application	Hourly rate, 1- hour minimum \$193
2.	Administrative Fee - Impact fee estimate/preliminary determination per building permit application	Hourly rate, 1- hour minimum \$193
3.	Administrative Fee - Independent fee calculation per impact fee type	Hourly rate, 1- hour minimum \$193
4.	Administrative Fee - Deferral program	Hourly rate, 1- hour minimum \$193
<p>All administrative fees are nonrefundable.</p> <p>Administrative fees shall not be credited against the impact fee.</p> <p>Administrative fees applicable to all projects shall be paid at the time of building permit issuance.</p> <p>Administrative fees for impact fee estimates or preliminary determination shall be paid at the time the request is submitted to the city.</p> <p>Administrative fees for independent fee calculations shall be paid prior to issuance of the director's determination, or for fire impact fees, the fire chief's determination.</p>		

## City of Shoreline Fee Schedules

### 3.01.015 Transportation Impact Fees

ITE Code	Land Use Category/Description	2018 Fee Schedule	
		Impact Fee Per Unit @	
		\$7,195.22 per Trip	
<b>A. Rate Table</b>			
90	Park-and-ride lot w/ bus svc	3,345.78	per parking space
110	Light industrial	9.14	per square foot
140	Manufacturing	6.88	per square foot
151	Mini-warehouse	2.46	per square foot
210	Single family house (includes townhouse and duplex)	6,540.45	per dwelling unit
220	Apartment (includes accessory dwelling unit)	4,237.99	per dwelling unit
230	Condominium	4,302.74	per dwelling unit
240	Mobile home park	3,056.53	per dwelling unit
251	Senior housing	1,398.74	per dwelling unit
254	Assisted Living	641.09	per bed
255	Continuing care retirement	2,086.61	per dwelling unit
310	Hotel	4,372.53	per room
320	Motel	3,483.21	per room
444	Movie theater	13.71	per square foot
492	Health/fitness club	18.06	per square foot
530	School (public or private)	5.31	per square foot
540	Junior/community college	13.89	per square foot
560	Church	3.57	per square foot
565	Day care center	34.29	per square foot
590	Library	17.33	per square foot
610	Hospital	8.40	per square foot
710	General office	12.64	per square foot
720	Medical office	22.97	per square foot
731	State motor vehicles dept	110.68	per square foot
732	United States post office	26.41	per square foot
820	General retail and personal services (includes shopping center)	9.56	per square foot
841	Car sales	17.59	per square foot
850	Supermarket	26.12	per square foot
851	Convenience market-24 hr	48.53	per square foot
854	Discount supermarket	26.63	per square foot
880	Pharmacy/drugstore	15.38	per square foot
912	Bank	37.42	per square foot
932	Restaurant: sit-down	26.98	per square foot
934	Fast food	62.09	per square foot
937	Coffee/donut shop	78.77	per square foot
941	Quick lube shop	28,007.39	per service bay
944	Gas station	25,468.38	per pump
948	Automated car wash	54.44	per square foot
<b>B. Administrative Fees - See SMC 3.01.014</b>			

[Ord. 758 § 3 (Exh. A), 2016; Ord. 737 § 2 (Exh. A), 2016; Ord. 728 § 3 (Exh. A), 2015; Ord. 720 § 1, 2015; Ord. 704 § 1, 2015; Ord. 699 § 3 (Exh. A), 2014; Ord. 690 § 2 (Exh B), 2014]

**City of Shoreline  
Fee Schedules**

**3.01.016 Park Impact Fees**

		<b>2018 Fee Schedule</b>	
<b>A. Rate Table</b>			
<b>Use Category</b>		<b>Impact Fee</b>	
Single Family Residential		3,979.00	per dwelling unit
Multi-Family Residential		2,610.00	per dwelling unit
<b>B. Administrative Fees - See SMC 3.01.014</b>			

[Ord. 786 § 2 (Exh. B), 2017]



**City of Shoreline  
Fee Schedules**

**3.01.020 Fire - Operational**

Type of Permit Application	2018 Fee Schedule
<b>A. FIRE - OPERATIONAL</b>	
1. Aerosol Products	\$193.00
2. Amusement Buildings	\$193.00
3. Carnivals and Fairs	\$193.00
4. Combustible Dust-Producing Operations	\$193.00
5. Combustible Fibers	\$193.00
6. Compressed Gases	\$193.00
7. Cryogenic Fluids	\$193.00
8. Cutting and Welding	\$193.00
9. Dry Cleaning (hazardous solvent)	\$193.00
10. Flammable/Combustible Liquid Storage/Handle/Use	\$193.00
11. Flammable/Combustible Liquid Storage/Handle/Use - (add'l specs)	Add'l fee based on site specs
12. Floor Finishing	\$193.00
13. Garages, Repair or Servicing - 1 to 5 Bays	\$193.00
14. Garages, Repair or Servicing - (add'l 5 Bays)	\$97.00
15. Hazardous Materials	\$578.00
16. Hazardous Materials (including Battery Systems 55 gal->)	\$193.00
17. High-Piled Storage	\$193.00
18. Hot Work Operations	\$193.00
19. Indoor Fueled Vehicles	\$193.00
20. Industrial Ovens	\$193.00
21. LP Gas-Consumer Cylinder Exchange	\$97.00
22. LP Gas-Retail Sale of 2.5 lb or less	\$97.00
23. LP Gas-Commercial Containers (Tanks)	\$193.00
24. LP Gas-Commercial Containers, Temporary (Tanks)	\$193.00
25. Lumber Yard	\$193.00
26. Misc Comb Material	\$193.00
27. Open Flames and Candles	\$193.00
28. Open Flames and Torches	\$193.00
29. Places of Assembly 50 to 100	\$97.00
30. Places of Assembly up to 500	\$193.00
31. Places of Assembly 501->	\$385.00
32. Places of Assembly (add'l assembly areas)	\$97.00
33. Places of Assembly - A-5 Outdoor	\$97.00
34. Places of Assembly - Outdoor Pools	\$97.00
35. Places of Assembly - Open Air Stadiums	\$193.00
36. Pyrotechnic Special Effects Material	\$193.00
37. Pyrotechnic Special Effects Material (add'l specs)	Add'l fee based on site specs
38. Refrigeration Equipment	\$193.00
39. Scrap Tire Storage	\$193.00
40. Spraying or Dipping	\$193.00
41. Waste Handling	\$193.00
42. Wood Products	\$193.00

[Ord. 758 § 3 (Exh. A), 2016; Ord. 728 § 3 (Exh. A), 2015; Ord. 699 § 3 (Exh. A), 2014; Ord. 678 § 3 (Exh. A), 2013]

## City of Shoreline Fee Schedules

### 3.01.100 Animal Licensing and Service Fees

Annual License	2018 Fee Schedule
<b>A. PET - DOG OR CAT</b>	
1. Unaltered	\$60.00
2. Altered	\$30.00
3. Juvenile pet	\$15.00
4. Discounted pet	\$15.00
5. Replacement tag	\$5.00
6. Transfer fee	\$3.00
7. License renewal late fee – received 45 to 90 days following license expiration	\$15.00
8. License renewal late fee – received 90 to 135 days following license expiration	\$20.00
9. License renewal late fee – received more than 135 days following license expiration	\$30.00
10. License renewal late fee – received more than 365 days following license expiration	\$30.00 plus license fee(s) for any year(s) that the pet was unlicensed
<i>Service Animal Dogs and Cats and K-9 Police Dogs: Service animal dogs and cats and K-9 police dogs must be licensed, but there is no charge for the license.</i>	
<b>B. GUARD DOG</b>	
1. Guard dog registration	\$100.00
<b>C. ANIMAL RELATED BUSINESS</b>	
1. Hobby kennel and hobby cattery	\$50.00
2. Guard dog trainer	\$50.00
3. Guard dog purveyor	\$250.00
<b>D. GUARD DOG PURVEYOR</b>	
1. If the guard dog purveyor is in possession of a valid animal shelter, kennel or pet shop license, the fee for the guard dog purveyor license shall be reduced by the amount of the animal shelter, kennel or pet shop license.	
<b>E. FEE WAIVER</b>	
1. The director of the animal care and control authority may waive or provide periods of amnesty for payment of outstanding licensing fees and late licensing penalty fees, in whole or in part, when to do so would further the goals of the animal care and control authority and be in the public interest. In determining whether a waiver should apply, the director of the animal care and control authority must take into consideration the total amount of the fees charged as compared with the gravity of the violation and the effect on the owner, the animal's welfare and the animal care and control authority if the fee or fees or penalties are not waived and no payment is received.	

[Ord. 758 § 3 (Exh. A), 2016; Ord. 728 § 3 (Exh. A), 2015; Ord. 699 § 3 (Exh. A), 2014; Ord. 678 § 1, 2013 (Exh. A); Ord. 650 § 3 (Exh. A), 2012; Ord. 595 § 3 (Att. B), 2011]

**City of Shoreline  
Fee Schedules**

**3.01.200 Business License Fees**

License	2018 Fee Schedule
<b>A. BUSINESS LICENSE FEES - GENERAL</b>	
1. Annual business license fee	\$40.00 Annual
The annual business license fee may be prorated as necessary to conform to SMC 5.05.060	
2. Penalty for late renewal as described in SMC 5.05.080	\$20.00 Annual
<b>B. REGULATORY LICENSE FEES</b>	
1. Regulated massage business	\$212.00 Per Year
2. Massage manager	\$46.00 Per Year
3. Public dance	\$145.00 Per Dance
4. Pawnbroker	\$679.00 Per Year
5. Secondhand Dealer	\$65.00 Per Year
6. Master solicitor	\$133.00 Per Year
7. Solicitor	\$33.00 Per Year
Late fees for the above regulatory licenses: A late penalty shall be charged on all applications for renewal of a regulatory license received later than 10 working days after the expiration date of such license. The amount of such penalty is fixed as follows: * For a license requiring a fee of less than \$50.00, two percent of the required fee. * For a license requiring a fee of more than \$50.00, ten percent of the required fee.	
8. Adult cabaret operator	\$679.00 Per Year
9. Adult cabaret manager	\$145.00 Per Year
10. Adult cabaret entertainer	\$145.00 Per Year
11. Panoram Operator	\$677.00 Per Year/plus additional \$38 fee for fingerprint background checks for each operator
12. Panoram premise	\$278.00 Per Year
13. Panoram device	\$79.00 Per Year Per Device
Late fees for Adult cabaret and Panoram licenses:	
Days Past Due	
7 - 30	10%
31 - 60	25%
61 and over	100%
14. Duplicate Regulatory License	\$6.00

[Ord. 758 § 3 (Exh. A), 2016; Ord. 734 § 2, 2016; Ord. 728 § 3 (Exh. A), 2015; Ord. 699 § 3 (Exh. A), 2014; Ord. 650 § 3 (Exh. A), 2012; Ord. 625 § 4, 2012; Ord. 622 § 3 (Exh. A), 2011; Ord. 585 §§ 3(a), 3(b) (Exh. B), 2010; Ord. 563 § 4 (Exh. B), 2009]

**3.01.210 Hearing Examiner Fees**

License	2018 Fee Schedule
<b>A. HEARING EXAMINER FEES</b>	<b>\$516.00</b>

[Ord. 758 § 3 (Exh. A), 2016; Ord. 728 § 3 (Exh. A), 2015; Ord. 699 § 3 (Exh. A), 2014; Ord. 650 § 3 (Exh. A), 2012; Ord. 622 § 3 (Exh. A), 2011; Ord. 585 §§ 3(a), 3(b) (Exh. B), 2010; Ord. 528 § 3 (Exh. A), 2008; Ord. 486 § 3, 2007; Ord. 451 § 2, 2006]



## City of Shoreline Fee Schedules

### 3.01.220 Public Records

		2018 Fee Schedule
1. Photocopying paper records		
a. Black and white photocopies of paper up to 11 by 17 inches - if more than five pages		\$0.15 Per Page
b. Black and white photocopies of paper larger than 11 by 17 inches - City Produced		\$3.50 Per Page
c. Color photocopies up to 11 by 17 inches - if more than three pages		\$0.25 Per Page
2. Scanning paper records		
a. Scans of paper up to 11 by 17 inches - if more than five pages		\$0.15 Per Page
3. Copying electronic records		
a. Copies of electronic records to file sharing site - if more than five pages (2 minute minimum for first installment only)		\$0.85 Per Minute
b. Copies of electronic records onto other storage media		Cost incurred by City for hardware plus \$0.85/minute
4. Other fees		
a. Photocopies - vendor produced		Cost charged by vendor, depending on size and process
b. Convert electronic records (in native format) into PDF format – if more than 15 minutes		\$50.00 Per hour
c. Service charge to prepare data compilations or provide customized electronic access services		Actual staff cost
d. Photographic prints and slides		Cost charged by vendor, depending on size and process
e. Clerk certification		\$1.50 Per document
5. Geographic Information Systems (GIS) services		
a. GIS maps smaller than 11 by 17 inches		\$0.50 Per Page
b. GIS maps larger than 11 by 17 inches		\$1.70 Per Square Foot
c. Custom GIS Mapping and Data Requests		\$95.00 Per Hour (1 Hour Minimum)

[Ord. 784 § 1, 2017; Ord. 778 § 1, 2017; Ord. 758 § 3 (Exh. A), 2016; Ord. 738 § 1, 2016; Ord. 728 § 3 (Exh. A), 2015; Ord. 699 § 3 (Exh. A), 2014; Ord. 678 § 1, 2013 (Exh. A); Ord. 650 § 3 (Exh. A), 2012; Ord. 622 § 3 (Exh. A), 2011; Ord. 585 §§ 3(a), 3(b) (Exh. B), 2010; Ord. 563 § 3 (Exh. B), 2009; Ord. 528 § 3 (Exh. A), 2008; Ord. 486 § 3, 2007; Ord. 451 § 6, 2006; Ord. 435 § 7, 2006; Ord. 404, 2005; Ord. 366, 2004; Ord. 342, 2003; Ord. 315, 2002; Ord. 294 § 1, 2001; Ord. 285 § 3, 2001; Ord. 256 § 3, 2000]

### 3.01.230 Vehicle Impound Fees

		2018 Fee Schedule
Individuals redeeming vehicles impounded under SMC 10.05.030 (A)(3) shall pay an administrative fee		\$170.00

[Ord. 758 § 3 (Exh. A), 2016; Ord. 728 § 3 (Exh. A), 2015; Ord. 699 § 3 (Exh. A), 2014; Ord. 678 § 1, 2013 (Exh. A); Ord. 650 § 3 (Exh. A), 2012; Ord. 585 § 5 (Exh. D), 2010]

## City of Shoreline Fee Schedules

### 3.01.300 Parks, Recreation and Cultural Services

Fee	2018 Resident Rate	2018 Non-Resident Rate
<b>A. OUTDOOR RENTAL FEES</b>		
1. Picnic Shelters – (same for all groups)		
a. Half Day (9:00am-2:00pm or 2:30pm-Dusk)	\$68	\$87
b. Full Day (9:00am - Dusk)	\$99	\$124
2. Cromwell Park Amphitheater & Richmond Beach Terrace		
a. Half Day	\$68	\$87
b. Full Day	\$99	\$124
3. Alcohol Use		
a. Per hour, 4 hour minimum (includes shelter rental)	\$88	\$105
4. Athletic Fields (Per Hour)		
a. Lights (determined by dusk schedule; hourly rate includes \$5 Capital Improvement Fee)	\$23	\$23
b. Youth Organization Game * and/or Practice	\$6	\$9
c. Youth Organization Tournament *	\$9	\$12
d. Practice	\$16	\$21
e. Games *	\$31	\$37
f. * Additional field prep fee may be added	\$26	\$35
5. Synthetic Fields (Per Hour)		
a. Youth Organizations	\$19	\$27
b. Private Rentals	\$64	\$78
c. Discount Field Rate **	\$19	\$27
6. Tennis Courts		
a. Per hour	\$7	\$9
7. Park and Open Space Non-Exclusive Use Permit		
a. per hour	\$15	\$18
8. Community Garden Plot Annual Rental Fee		
a. Standard Plot	\$41	N/A
b. Accessible Plot	\$21	N/A
**Offered during hours of low usage as established and posted by the PRCS Director		
9. Amplification Supervisor Fee		
a. Per hour; when applicable	\$25	\$25
10. Attendance Fee		
a. 101-199 Attendance	\$50	\$50
b. 200-299 Attendance	\$100	\$100
c. 300+ Attendance	Varies	Varies

**City of Shoreline  
Fee Schedules**

**3.01.300 Parks, Recreation and Cultural Services**

Fee	2018 Resident Rate	2018 Non-Resident Rate
<b>B. INDOOR RENTAL FEES</b>		
	Per Hour (2 Hour Minimum)	Per Hour (2 Hour Minimum)
1. Richmond Highlands (same for all groups) Maximum Attendance 214		
a. Entire Building (including building monitor)	\$60	\$72
2. Spartan Recreation Center Fees for Non-Profit Youth Organizations/Groups		
a. Multi-Purpose Room 1 or 2	\$12	\$16
b. Multi-Purpose Room 1 or 2 w/Kitchen	\$21	\$26
c. Gymnastics Room	\$12	\$16
d. Dance Room	\$12	\$16
e. Gym-One Court	\$21	\$26
f. Entire Gym	\$36	\$46
g. Entire Facility	\$98	\$124
3. Spartan Recreation Center Fees for All Other Organizations/Groups		
a. Multi-Purpose Room 1 or 2	\$25	\$30
b. Multi-Purpose Room 1 or 2 w/Kitchen	\$35	\$42
c. Gymnastics Room	\$25	\$30
d. Dance Room	\$25	\$30
e. Gym-One Court	\$35	\$42
f. Entire Gym	\$66	\$79
g. Entire Facility	\$129	\$154
As a health and wellness benefit for regular City employees, daily drop-in fees for regular City employees shall be waived.		
* Rentals outside the normal operating hours of the Spartan Gym may require an additional supervision fee. (See Below)		
4. City Hall Rental Fees		
a. City Hall Rental - Third Floor Conference Room	\$36 Per Hour	\$43 Per Hour
b. City Hall Rental - Council Chambers	\$103 Per Hour	\$124 Per Hour
c. AV Set-up Fee - Per Room	\$15	\$15
5. Other Indoor Rental Fees:		
a-1. Security Deposit (1-125 people): (refundable)	\$200	\$200
a-2. Security Deposit (126+ people): (refundable)	\$400	\$400
b. Supervision Fee (if applicable)	\$19/hour	\$19/hour
c. Daily Rates (shall not exceed)	\$875	\$1,050



**City of Shoreline  
Fee Schedules**

**3.01.300 Parks, Recreation and Cultural Services**

Fee	2018 Resident Rate	2018 Non-Resident Rate
<b>C. CONCESSIONAIRE PERMIT</b>		
1. Annual Permit - Calendar Year (requires additional hourly fee)	\$50	\$60
2. Additional Hourly Concession Fee (requires annual permit)	\$3/hour	\$3/hour
<p>Concession Permit fees and additional Concession Fees are exempt for Non-Profit Youth Organizations, and sanctioned Neighborhood Association Events. Sanctioned Neighborhood Associations Events are exempt from all rental fees with the exception of associated supervision fees when applicable. Concession/Admission/Sales Fees may be modified at the discretion of the PRCS Director.</p>		
<b>D. INDOOR DROP-IN FEES</b>		
1. Showers Only (Spartan Recreation Center)	\$1	\$1
2. Drop-In		
a. Adult	\$3	\$4
b. Youth	\$1	\$2
c. Senior/Disabled	\$2	\$3
3. 1 Month Pass		
a. Adult	\$25	\$31
b. Youth	\$10	\$14
c. Senior/Disabled	\$16	\$21
4. 3 Month Pass		
a. Adult	\$62	\$72
b. Youth	\$24	\$31
c. Senior/Disabled	\$43	\$51
Senior is 60+ years of age		

**City of Shoreline  
Fee Schedules**

**3.01.300 Parks, Recreation and Cultural Services**

Fee	2018 Resident Rate	2018 Non-Resident Rate
<b>E. AQUATICS DROP-IN FEES</b>		
1. Drop-In		
a. Adult	\$4	\$5
b. Adult- Real Deal	\$2	\$3
c. Youth/Senior/Disabled	\$3	\$4
d. Youth/Senior/Disabled - Real Deal	\$1	\$2
e. Family	\$10	\$12
2. 1 Month Pass		
a. Adult	\$41	\$51
b. Youth/Senior/Disabled	\$31	\$37
c. Family	\$129	\$154
3. 3 Month Pass		
a. Adult	\$118	\$148
b. Youth/Senior/Disabled	\$89	\$106
c. Family	\$319	\$383
4. 1 Year Pass		
a. Adult	\$433	\$541
b. Youth/Senior/Disabled	\$298	\$357
c. Family	\$834	\$1,001
<b>F. INDOOR / AQUATICS JOINT PASS FEES</b>		
1. Indoor / Aquatics Joint 1 Month Pass		
a. Adult	\$56	\$67
b. Youth/Senior/Disabled	\$39	\$47
<b>G. AQUATICS RENTAL FEES</b>		
1. Ongoing Organization Rentals (Insurance Required)		
a. Rentals On-Going (non-swim team) per hour	\$79	\$95
b. Swim Team Per/ Lane/Hr	\$12	\$14
2. Public Rentals per Hour		
a. 1-60	\$121	\$145
b. 61-150	\$158	\$189
Aquatics and General Recreation programs fees are based upon market rate.		
<b>H. AQUATICS AND GENERAL RECREATION PROGRAM FEES</b>		
Aquatics and General Recreation Program Fees are based upon the PRCS Cost Recovery/Fee Setting Framework.		
<b>I. FEE IN LIEU OF STREET TREE REPLACEMENT</b>	\$2,472	N/A

**City of Shoreline  
Fee Schedules**

**3.01.300 Parks, Recreation and Cultural Services**

Fee	2018 Resident Rate	2018 Non- Resident Rate
<b>J. FEE REFUNDS</b>		
Whenever a fee is paid for the use of Parks, Recreation and Cultural Services Department facilities or property or for participation in a Parks, Recreation and Cultural Services Department sponsored class or program, and a refund request is made to the city, fees may be refunded according to the Parks, Recreation and Cultural Services Department's Refund Policy and Procedures.		
<b>K. RECREATION SCHOLARSHIPS</b>		
Scholarships for the fee due to the participate in a Parks, Recreation and Cultural Services Department sponsored class or program may be awarded when a request is made to the city according to the Parks, Recreation and Cultural Services Department's Recreation Scholarship Policy and Procedures.		

[Ord. 758 § 3 (Exh. A), 2016; Ord. 728 § 3 (Exh. A), 2015; Ord. 699 § 3 (Exh. A), 2014; Ord. 678 § 1, 2013 (Exh. A); Ord. 650 § 3 (Exh. A), 2012; Ord. 647 § 2, 2012; Ord. 627 § 4, 2012; Ord. 622 § 3 (Exh. A), 2011; Ord. 602 § 1, 2011; Ord. 585 §§ 3(a), 3(b) (Exh. B), 2010; Ord. 563 § 3 (Exh. A), 2009; Ord. 528 § 3 (Exh. A), 2008; Ord. 486 § 3, 2007; Ord. 451 § 3, 2006; Ord. 428 § 1, 2006; Ord. 404, 2005; Ord. 366, 2004; Ord. 342, 2003; Ord. 315, 2002; Ord. 294 § 1, 2001; Ord. 285 § 2, 2001; Ord. 256 § 2, 2000]



## City of Shoreline Fee Schedules

### 3.01.400 Surface Water Management Rate Table

Rate Category	Percent Hard Surface	2018 SWM Annual Fee (includes all taxes)	
<b>A. Rate Table</b>			
1. Residential: Single-family home		\$214.39	Per Parcel
2. Very Light	Less than or equal to 10%	\$214.39	Per Parcel
3. Light	More than 10%, less than or equal to 20%	\$497.93	Per Acre
4. Moderate	More than 20%, less than or equal to 45%	\$1,028.67	Per Acre
5. Moderately Heavy	More than 45%, less than or equal to 65%	\$1,995.09	Per Acre
6. Heavy	More than 65%, less than or equal to 85%	\$2,527.58	Per Acre
7. Very Heavy	More than 85%, less than or equal to 100%	\$3,310.76	Per Acre
Minimum Rate		\$214.39	
<p>There are two types of service charges: The flat rate and the sliding rate.                      The flat rate service charge applies to single family homes and parcels with less than 10% hard surface. The sliding rate service charge applies to all other properties in the service area. The sliding rate is calculated by measuring the amount of hard surface on each parcel and multiplying the appropriate rate by total acreage.</p>			
<b>B. CREDITS</b>			
Several special rate categories will automatically be assigned to those who qualify			
1. An exemption for any home owned and occupied by a low income senior citizen determined by the assessor to qualify under RCW 84.36.381.			
2. A public school district shall be eligible for a waiver of up to 100% of its standard rates based on providing curriculum which benefits surface water utility programs. The waiver shall be provided in accordance with the Surface Water Management Educational Fee Waiver procedure. The program will be reviewed by July 1, 2021.			
3. Alternative Mobile Home Park Charge. Mobile Home Park Assessment can be the lower of the appropriate rate category or the number of mobile home spaces multiplied by the single-family residential rate.			
<b>C. RATE ADJUSTMENTS</b>			
Any person receiving a bill may file a request for a rate adjustment within two years of the billing date. (Filing a request will not extend the payment period). Property owners should file a request for a change in the rate assessed if:			
1. The property acreage is incorrect;			
2. The measured hard surface is incorrect;			
3. The property is charged a sliding fee when the fee should be flat;			
4. The person or property qualifies for an exemption or discount; or			
5. The property is wholly or in part outside the service area.			
<b>D. REBATE</b>			
Developed properties shall be eligible for the rebate under SMC 13.10.120 for constructing approved rain gardens or conservation landscaping at a rate of \$2.00 per square foot not to exceed \$1,600 for any parcel.			

[2017 Ord. 758 § 3 (Exh. A), 2016; Ord. 704 § 1, 2015; Ord. 699 § 3 (Exh. A), 2014; Ord. 678 § 1, 2013 (Exh. A); Ord. 659 § 2, 2013; Ord. 650 § 3 (Exh. A), 2012; Ord. 642 § 1, 2012; Ord. 622 § 3 (Exh. A), 2011; Ord. 585 § 3(a), 2010; Ord. 528 § 3 (Exh. A), 2008; Ord. 486 § 3, 2007; Ord. 451 §§ 7, 14, 2006; Ord. 404, 2005; Ord. 366, 2004; Ord. 342, 2003; Ord. 315, 2002. Formerly 3.01.070.]

## City of Shoreline Fee Schedules

### 3.01.500 Solid Waste Rate Schedule

Effective 1/1/2018

Solid Waste Rate Schedule from CleanScapes				
Service Level	Pounds Per Unit	Disposal Fee	Collection Fee	2018 Total Fee
<b>A. MONTHLY</b>				
1. One 32-gallon Garbage Cart	4.43	\$ 1.29	\$ 8.41	\$ 9.70
<b>B. WEEKLY RESIDENTIAL CURBSIDE SERVICE</b>				
1. One 10-gallon Garbage Micro-Can	6.00	\$ 1.75	\$ 10.70	\$ 12.45
2. One 20-gallon Garbage Cart	12.00	\$ 3.50	\$ 14.77	\$ 18.27
3. One 32/35 -gallon Garbage Cart	19.20	\$ 5.60	\$ 18.52	\$ 24.12
4. One 45-gallon Garbage Cart	27.00	\$ 7.88	\$ 25.51	\$ 33.39
5. One 60/64-gallon Garbage Cart	38.40	\$ 11.21	\$ 27.04	\$ 38.25
6. One 90/96-gallon Garbage Cart	57.60	\$ 16.81	\$ 31.05	\$ 47.86
7. Additional 32 Gallon Cans (weekly svc)	-	\$ 5.61	\$ 7.50	\$ 13.11
8. Extras (32 gallon equivalent)	-	\$ 1.29	\$ 2.85	\$ 4.14
9. Miscellaneous Fees:				
a. Extra Yard Debris (32 gallon bag/bundle/can)				\$ 3.00
b. 2nd and Additional 96-Gallon Yard Waste Cart				\$ 6.00
c. Return Trip				\$ 6.00
d. Roll-out Charge, per 25 ft, per cart, per time				\$ 3.00
e. Drive-in Charge, per month				\$ 6.00
f. Overweight/Oversize container (per p/u)				\$ 3.00
g. Redelivery of one or more containers				\$ 10.00
h. Cart Cleaning (per cart per cleaning)				\$ 10.00
<b>C. ON-CALL BULKY WASTE COLLECTION</b>				
1. Non-CFC Containing Large Appliances ("white goods"), per item				\$ 20.00
2. Refrigerators/Freezers/Air Conditioners per item				\$ 30.00
3. Sofas, Chairs, per item		\$ 7.29	\$ 13.50	\$ 20.79
4. Mattresses, Boxsprings, per item		\$ 7.29	\$ 13.50	\$ 20.79
<b>D. WEEKLY COMMERCIAL &amp; MULTIFAMILY CAN AND CART</b>				
1. One 20-gallon Garbage Cart	12.00	\$ 3.50	\$ 13.31	\$ 16.81
2. One 32/35-gallon Garbage Cart	19.20	\$ 5.60	\$ 14.46	\$ 20.06
3. One 45-gallon Garbage Cart	27.00	\$ 7.88	\$ 16.32	\$ 24.20
4. One 60/64-gallon Garbage Cart	38.40	\$ 11.21	\$ 18.43	\$ 29.64
5. One 90/96-gallon Garbage Cart	57.60	\$ 16.81	\$ 20.42	\$ 37.23
6. Extras (32-gallon equivalent)	-	\$ 1.29	\$ 3.92	\$ 5.21
7. Miscellaneous Fees:				
a. Weekly 64-gal Cart Yard Debris/Foodwaste service				\$ 24.04
b. Return Trip				\$ 7.61
c. Roll-out Charge, per addtn'l 25 ft, per cart, per p/u				\$ 1.90
d. Redelivery of containers				\$ 12.68
e. Cart Cleaning (per cart per cleaning)				\$ 12.68



**City of Shoreline  
Fee Schedules**

Service Level	Pounds Per Unit	Disposal Fee	Collection Fee	2018 Total Fee
<b>E. WEEKLY COMMERCIAL DETACHABLE CONTAINER (COMPACTED)</b>				
1. 1 Cubic Yard Container	394.80	\$ 115.22	\$ 79.65	\$ 194.87
2. 1.5 Cubic Yard Container	789.60	\$ 230.45	\$ 156.76	\$ 387.21
3. 2 Cubic Yard Container	1,184.40	\$ 345.67	\$ 233.87	\$ 579.54
4. 3 Cubic Yard Container	1,579.20	\$ 460.90	\$ 310.97	\$ 771.87
5. 4 Cubic Yard Container	1,974.00	\$ 576.12	\$ 388.09	\$ 964.21
6. 6 Cubic Yard Container	592.20	\$ 852.57	\$ 425.00	\$ 1,277.57
<b>F. COMMERCIAL DETACHABLE CONTAINER (LOOSE)</b>				
1. 1 Cubic Yard, 1 pickup/week	112.80	\$ 32.92	\$ 59.29	\$ 92.21
2. 1 Cubic Yard, 2 pickups/week	225.60	\$ 65.84	\$ 112.26	\$ 178.10
3. 1 Cubic Yard, 3 pickups/week	338.40	\$ 98.76	\$ 165.21	\$ 263.97
4. 1 Cubic Yard, 4 pickups/week	451.20	\$ 131.69	\$ 218.17	\$ 349.86
5. 1 Cubic Yard, 5 pickups/week	567.00	\$ 164.61	\$ 271.13	\$ 435.74
6. 1.5 Cubic Yard, 1 pickup/week	169.20	\$ 49.38	\$ 82.61	\$ 131.99
7. 1.5 Cubic Yard, 2 pickups/week	338.40	\$ 98.76	\$ 158.89	\$ 257.65
8. 1.5 Cubic Yard, 3 pickups/week	507.60	\$ 148.15	\$ 235.16	\$ 383.31
9. 1.5 Cubic Yard, 4 pickups/week	676.80	\$ 197.53	\$ 311.44	\$ 508.97
10. 1.5 Cubic Yard, 5 pickups/week	846.00	\$ 246.91	\$ 387.71	\$ 634.62
11. 2 Cubic Yard, 1 pickups/week	225.60	\$ 65.84	\$ 106.36	\$ 172.20
12. 2 Cubic Yard, 2 pickups/week	451.20	\$ 131.69	\$ 206.36	\$ 338.05
13. 2 Cubic Yard, 3 pickups/week	676.80	\$ 197.53	\$ 306.38	\$ 503.91
14. 2 Cubic Yard, 4 pickups/week	902.40	\$ 263.37	\$ 406.39	\$ 669.76
15. 2 Cubic Yard, 5 pickups/week	1,128.00	\$ 329.21	\$ 506.40	\$ 835.61
16. 3 Cubic Yard, 1 pickup/week	338.40	\$ 98.76	\$ 143.71	\$ 242.47
17. 3 Cubic Yard, 2 pickups/week	676.80	\$ 197.53	\$ 281.09	\$ 478.62
18. 3 Cubic Yard, 3 pickups/week	15.20	\$ 296.29	\$ 418.46	\$ 714.75
19. 3 Cubic Yard, 4 pickups/week	1,353.60	\$ 395.06	\$ 555.84	\$ 950.90
20. 3 Cubic Yard, 5 pickups/week	1,692.00	\$ 493.82	\$ 1,089.23	\$ 1,583.05
21. 4 Cubic Yard, 1 pickup/week	451.20	\$ 131.69	\$ 181.07	\$ 312.76
22. 4 Cubic Yard, 2 pickups/week	902.40	\$ 263.37	\$ 355.81	\$ 619.18
23. 4 Cubic Yard, 3 pickups/week	1,353.60	\$ 395.06	\$ 530.56	\$ 925.62
24. 4 Cubic Yard, 4 pickups/week	1,804.80	\$ 526.74	\$ 705.29	\$ 1,232.03
25. 4 Cubic Yard, 5 pickups/week	2,256.00	\$ 658.43	\$ 880.03	\$ 1,538.46
26. 6 Cubic Yard, 1 pickup/week	676.80	\$ 197.53	\$ 255.80	\$ 453.33
27. 6 Cubic Yard, 2 pickups/week	1,353.60	\$ 395.06	\$ 505.27	\$ 900.33
28. 6 Cubic Yard, 3 pickups/week	2,030.40	\$ 592.58	\$ 754.72	\$ 1,347.30
29. 6 Cubic Yard, 4 pickups/week	2,707.20	\$ 790.11	\$ 1,004.18	\$ 1,794.29
30. 6 Cubic Yard, 5 pickups/week	3,384.00	\$ 987.64	\$ 1,253.65	\$ 2,241.29
31. 8 Cubic Yard, 1 pickup/week	902.40	\$ 263.37	\$ 322.10	\$ 585.47
32. 8 Cubic Yard, 2 pickups/week	1,804.80	\$ 526.74	\$ 637.85	\$ 1,164.59
33. 8 Cubic Yard, 3 pickups/week	2,707.20	\$ 790.11	\$ 953.61	\$ 1,743.72
34. 8 Cubic Yard, 4 pickups/week	3,609.60	\$ 1,053.48	\$ 1,269.36	\$ 2,322.84
35. 8 Cubic Yard, 5 pickups/week	4,512.00	\$ 1,316.85	\$ 1,585.12	\$ 2,901.97
36. Extra loose cubic yard in container, per pickup	-	\$ 7.61	\$ 5.90	\$ 13.51

## City of Shoreline Fee Schedules

Service Level	Pounds Per Unit	Disposal Fee	Collection Fee	2018 Total Fee
37. Extra loose cubic yard on ground, per pickup	-	\$ 7.61	\$ 18.58	\$ 26.19
38. Detachable Container Miscellaneous Fees (per occurrence):				
a. Stand-by Time (per minute)				\$ 2.03
b. Container Cleaning (per yard of container size)				\$ 12.68
c. Redelivery of Containers				\$ 25.36
d. Return Trip				\$ 12.68
Service Level (based on pick ups)	Daily Rent	Monthly Rent	Delivery Charge	Haul Charge
<b>G. COMMERCIAL &amp; MULTIFAMILY DROP-BOX COLLECTION</b>				
1. Non-compacted 10 cubic yard Drop-box (6 boxes)	7.97	\$ 79.75	\$ 143.56	\$ 202.70
2. Non-compacted 15 cubic yard Drop-box	7.97	\$ 79.75	\$ 143.56	\$ 202.70
3. Non-compacted 20 cubic yard Drop-box (7 boxes)	7.97	\$ 111.66	\$ 143.56	\$ 245.99
4. Non-compacted 25 cubic yard Drop-box	7.97	\$ 127.61	\$ 143.56	\$ 267.57
5. Non-compacted 30 cubic yard Drop-box (11 boxes)	7.97	\$ 143.56	\$ 143.56	\$ 289.18
6. Non-compacted 40 cubic yard Drop-box (2 boxes)	7.97	\$ 159.51	\$ 143.56	\$ 332.41
7. Compacted 10 cubic yard Drop-box (2 boxes)			\$ 159.51	\$ 256.25
8. Compacted 20 cubic yard Drop-box (3 boxes)			\$ 159.51	\$ 277.86
9. Compacted 25 cubic yard Drop-box (2 boxes)			\$ 159.51	\$ 299.46
10. Compacted 30 cubic yard Drop-box (4 boxes)			\$ 159.51	\$ 321.09
11. Compacted 40 cubic yard Drop-box (1 box)			\$ 159.51	\$ 364.31
12. Drop-box Miscellaneous Fees				<b>Per Event</b>
a. Return Trip				\$ 31.69
b. Stand-by Time (per minute)				\$ 2.03
c. Container cleaning (per yard of container size)				\$ 12.68
d. Drop-box directed to other facility (per one-way mile)				\$ 3.80
Service Level	Pounds Per Unit	Disposal Fee	Collection Fee	Haul Charge
<b>H. TEMPORARY COLLECTION HAULING</b>				
1. 2 Yard detachable Container	270.00	\$ 18.20	\$ 131.64	\$ 149.84
2. 4 Yard detachable container	540.00	\$ 36.40	\$ 133.94	\$ 170.34
3. 6 Yard detachable container	810.00	\$ 54.60	\$ 136.25	\$ 190.85
4. 8 Yard detachable container	1,080.00	\$ 72.79	\$ 138.55	\$ 211.34
5. Non-compacted 10 cubic yard Drop-box				\$ 186.81
6. Non-compacted 20 cubic yard Drop-box				\$ 215.55
7. Non-compacted 30 cubic yard Drop-box				\$ 244.30
8. Non-compacted 40 cubic yard Drop-box				\$ 258.66
Service Level		Delivery Fee	Daily Rental	Monthly Rental
<b>I. TEMPORARY COLLECTION CONTAINER RENTAL AND DELIVERY</b>				
1. 2 Yard detachable container		\$ 81.39	\$ 7.52	\$ 81.34
2. 4 Yard detachable container		\$ 81.39	\$ 7.52	\$ 81.34
3. 6 Yard detachable container		\$ 81.39	\$ 7.52	\$ 81.34



**City of Shoreline  
Fee Schedules**

Service Level	Delivery Fee	Daily Rental	Monthly Rental
4. 8 Yard detachable container	\$ 81.39	\$ 7.52	\$ 81.34
5. Non-compacted 10 cubic yard Drop-box	\$ 106.83	\$ 9.87	\$ 122.01
6. Non-compacted 20 cubic yard Drop-box	\$ 105.78	\$ 9.87	\$ 122.01
7. Non-compacted 30 cubic yard Drop-box	\$ 132.23	\$ 9.87	\$ 122.01
8. Non-compacted 40 cubic yard Drop-box	\$ 34.90	\$ 9.87	\$ 122.01
<b>J. EVENT SERVICES</b>			<b>Per Day</b>
1. Delivery, provision, collection of a set of 3 carts (G, R &C)			\$ 31.69
<b>K. HOURLY RATES</b>			<b>Per Hour</b>
1. Rear/Side-load packer + driver			\$ 158.47
2. Front-load packer + driver			\$ 158.47
3. Drop-box Truck + driver			\$ 158.47
4. Additional Labor (per person)			\$ 85.60

[Ord. 758 § 3 (Exh. A), 2016; Ord. 728 § 3 (Exh. A), 2015; Ord. 622 § 3 (Exh. A), 2011; Ord. 585 § 3(b) (Exh. B), 2010; Ord. 563 § 4 (Exh. B), 2009]

## City of Shoreline Fee Schedules

### 3.01.800 Fee Waiver

The city manager or designee is authorized to waive the following fees as a city contribution toward events which serve the community and are consistent with adopted city programs:

- A. Right-of-way permits (SMC 3.01.010).
- B. Facility use and meeting room fees (SMC 3.01.300).
- C. Concessionaire permits (SMC 3.01.300).
- D. The city manager is authorized to designate collection points in the City Hall lobby, Shoreline Pool, or Spartan Recreation Center for any charitable organization without charge to be used for the donation of food or goods that will benefit Shoreline residents in need.

[Ord. 779 § 1, 2017; Ord. 758 § 3 (Exh. A), 2016; Ord. 704 § 1, 2015; Ord. 678 § 1, 2013 (Exh. A); Ord. 650 § 3 (Exh. A), 2012; Ord. 602 § 2, 2011; Ord. 570 § 2, 2010; Ord. 243 § 1, 2000]

### 3.01.810 Collection Fees (Financial)

	2018 Fee Schedule
The maker of any check that is returned to the city due to insufficient funds or a closed account shall be assessed a collection fee	\$31.75

[Ord. 758 § 3 (Exh. A), 2016; Ord. 728 § 3 (Exh. A), 2015; Ord. 704 § 1, 2015; Ord. 678 § 1, 2013 (Exh. A); Ord. 650 § 3 (Exh. A), 2012; Ord. 622 § 3 (Exh. A), 2011; Ord. 585 § 3(b) (Exh. B), 2010; Ord. 528 § 3 (Exh. A), 2008; Ord. 486 § 3, 2007; Ord. 451 §§ 5, 14, 2006; Ord. 315, 2002; Ord. 294 § 1, 2001; Ord. 285 § 1, 2001. Formerly 3.01.040.]

### 3.01.820 Annual Adjustments

Increases of the fees contained in the fee schedules in this chapter shall be calculated on an annual basis by January 1st of each year by the average for the period that includes the last six months of the previous budget year and the first six months of the current budget year of the Seattle-Tacoma-Bremerton Consumer Price Index for all urban consumers (CPI-U), unless the Shoreline Municipal Code calls for the use of another index / other indices, the fee is set by another agency, or specific circumstances apply to the calculation of the fee. The appropriate adjustment shall be calculated each year and included in the city manager's proposed budget. The city manager may choose to not include the calculated adjustments in the city manager's proposed budget and the city council may choose to not include the calculated adjustments in the adopted budget for select user fees in any individual budget year without impacting the full force of this section for subsequent budget years. The annual adjustments to the fees in this chapter shall be rounded as appropriate to ensure efficient administration of fee collection.

[Ord. 779 § 1, 2017; Ord. 758 § 3 (Exh. A), 2016; Ord. 728 § 3 (Exh. A), 2015; Ord. 704 § 1, 2015; Ord. 678 § 1, 2013 (Exh. A); Ord. 650 § 3 (Exh. A), 2012; Ord. 451 § 15, 2006]

**City of Shoreline 2018 - 2023 Capital Improvement Plan  
PROGRAM SUMMARY**

	Proposed 2018	Proposed 2019	Proposed 2020	Proposed 2021	Proposed 2022	Proposed 2023	Total 2018-2023
<b>EXPENDITURES</b>							
<b>Fund</b>							
<b>Project Category</b>							
<b>General Capital</b>							
<b>Parks Maintenance Projects</b>							
Boeing Creek-Shoreview Park Trail R&R	\$0	\$250,000	\$1,642,000	\$0	\$0	\$0	\$1,892,000
King County, Trails And Open Space Replacement Levy	\$85,000	\$0	\$0	\$0	\$0	\$0	\$85,000
Kruckeberg Env Ed Center (Residence Stabilization)	\$0	\$265,000	\$0	\$0	\$0	\$0	\$265,000
Park Ecological Restoration Program	\$80,000	\$80,000	\$0	\$0	\$0	\$0	\$160,000
Parks Repair And Replacement	\$238,597	\$250,528	\$263,054	\$265,816	\$275,000	\$275,000	\$1,567,995
Richmond Beach Community Park Wall Repair	\$0	\$0	\$0	\$25,000	\$0	\$1,129,000	\$1,154,000
RB Saltwater Park Fire Suppression Line	\$0	\$0	\$0	\$25,000	\$0	\$466,000	\$491,000
Turf & Lighting Repair And Replacement	\$1,700,000	\$0	\$1,200,000	\$0	\$0	\$0	\$2,900,000
<b>Facilities Projects</b>							
City Maintenance Facility	\$263,000	\$0	\$0	\$0	\$0	\$0	\$263,000
Police Station at City Hall	\$1,711,713	\$0	\$0	\$0	\$0	\$0	\$1,711,713
<b>Parks Development Projects</b>							
Outdoor Multi-Use Sport Court	\$75,000	\$0	\$0	\$0	\$0	\$0	\$75,000
Parks Facilities Recreation Amenities Plan	\$125,000	\$125,000	\$0	\$0	\$0	\$0	\$250,000
PROS Plan Implementation	\$118,311	\$0	\$0	\$0	\$0	\$0	\$118,311
<b>Non-Project Specific</b>							
General Capital Engineering	\$105,000	\$85,000	\$85,000	\$85,000	\$85,000	\$85,000	\$530,000
Cost Allocation Charges	\$23,501	\$30,000	\$30,000	\$30,000	\$30,000	\$30,000	\$173,501
City Hall Debt Service Payment	\$662,546	\$677,546	\$663,250	\$683,250	\$663,782	\$663,782	\$4,014,156
<b>General Capital Fund Total</b>	<b>\$5,187,668</b>	<b>\$1,763,074</b>	<b>\$3,883,304</b>	<b>\$1,114,066</b>	<b>\$1,053,782</b>	<b>\$2,648,782</b>	<b>\$15,650,676</b>
<b>City Facilities - Major Maintenance</b>							
<b>General Facilities Projects</b>							
City Hall Long-Term Maintenance	\$10,000	\$77,904	\$84,182	\$68,400	\$40,000	\$0	\$280,486
City Hall Parking Garage Long-Term Maintenance	\$0	\$16,128	\$0	\$0	\$0	\$0	\$16,128
Duct Cleaning	\$33,900	\$10,000	\$13,350	\$10,000	\$13,350	\$10,000	\$90,600
<b>Parks Facilities Projects</b>							
Parks Restrooms Long-Term Maintenance	\$0	\$0	\$0	\$25,632	\$10,682	\$0	\$36,314
Shoreline Pool Long-Term Maintenance	\$20,000	\$20,000	\$20,000	\$20,000	\$20,000	\$20,000	\$120,000
Richmond Highlands Community Center Long-Term Maintenance	\$80,313	\$0	\$2,000	\$0	\$40,000	\$0	\$122,313
Spartan Recreation Center	\$9,000	\$0	\$4,500	\$0	\$0	\$0	\$13,500
<b>City Facilities - Major Maintenance Fund Total</b>	<b>\$153,213</b>	<b>\$124,032</b>	<b>\$124,032</b>	<b>\$124,032</b>	<b>\$124,032</b>	<b>\$30,000</b>	<b>\$679,341</b>



**City of Shoreline 2018 - 2023 Capital Improvement Plan  
PROGRAM SUMMARY**

	Proposed 2018	Proposed 2019	Proposed 2020	Proposed 2021	Proposed 2022	Proposed 2023	Total 2018-2023
<b>EXPENDITURES</b>							
<b>Fund</b>							
<b>Project Category</b>							
<b>Roads Capital Fund</b>							
<b>Pedestrian / Non-Motorized Projects</b>							
Traffic Safety Improvements	\$160,775	\$163,814	\$167,005	\$175,355	\$184,123	\$193,329	\$1,044,401
147th/148th Non-Motorized Bridge	\$300,000	\$0	\$0	\$0	\$0	\$0	\$300,000
Echo Lake Safe Routes To School	\$5,624	\$0	\$0	\$0	\$0	\$0	\$5,624
Trail Along The Rail	\$140,972	\$0	\$0	\$0	\$0	\$0	\$140,972
<b>System Preservation Projects</b>							
Annual Road Surface Maintenance Program	\$2,300,000	\$1,120,000	\$2,100,000	\$1,120,000	\$1,900,000	\$1,350,000	\$9,890,000
Aurora Median Retrofits	\$0	\$0	\$175,000	\$0	\$0	\$0	\$175,000
Curb Ramp, Gutter And Sidewalk Maintenance Program	\$190,000	\$190,000	\$200,000	\$200,000	\$200,000	\$200,000	\$1,180,000
Complete Streets- Ped/Bike Gaps	\$250,000	\$0	\$0	\$0	\$0	\$0	\$250,000
Meridian Ave N & N 155th St Signal Improv	\$430,000	\$0	\$0	\$0	\$0	\$0	\$430,000
Traffic Signal Rehabilitation Program	\$121,551	\$127,628	\$134,010	\$140,711	\$147,746	\$155,133	\$826,779
<b>Safety / Operations Projects</b>							
145th Corridor - 99th To I5	\$1,437,281	\$0	\$0	\$0	\$0	\$0	\$1,437,281
145th and I5 Interchange	\$2,500,000	\$500,000	\$7,986,000	\$8,187,000	\$0	\$0	\$19,173,000
160th and Greenwood/Innis Arden Intersection	\$105,000	\$0	\$0	\$0	\$0	\$0	\$105,000
185th Corridor Study	\$375,000	\$0	\$0	\$0	\$0	\$0	\$375,000
N 175th St - Stone Ave N to I5	\$1,640,000	\$2,460,000	\$0	\$0	\$0	\$0	\$4,100,000
Richmond Beach Re-Channelization	\$330,000	\$0	\$0	\$0	\$0	\$0	\$330,000
Radar Speed Signs	\$127,716	\$0	\$0	\$0	\$0	\$0	\$127,716
Westminster And 155th Improvements	\$100,000	\$2,610,000	\$0	\$0	\$0	\$0	\$2,710,000
<b>Non-Project Specific</b>							
General Fund Cost Allocation Overhead Charge	\$57,194	\$55,000	\$50,000	\$50,000	\$50,000	\$50,000	\$312,194
Transportation Master Plan Update	\$105,000	\$400,000	\$50,000	\$0	\$0	\$0	\$555,000
Roads Capital Engineering	\$454,053	\$385,000	\$395,000	\$405,000	\$415,000	\$415,000	\$2,469,053
<b>Roads Capital Fund Total</b>	<b>\$11,130,166</b>	<b>\$8,011,442</b>	<b>\$11,257,015</b>	<b>\$10,278,066</b>	<b>\$2,896,869</b>	<b>\$2,363,462</b>	<b>\$45,937,020</b>



**City of Shoreline 2018 - 2023 Capital Improvement Plan  
PROGRAM SUMMARY**

	Proposed 2018	Proposed 2019	Proposed 2020	Proposed 2021	Proposed 2022	Proposed 2023	Total 2018-2023
<b>EXPENDITURES</b>							
<b>Fund</b>							
<i>Project Category</i>							
<b>Surface Water Capital</b>							
<i>Capacity</i>							
6th Ave NE and NE 200th St Flood Reduction Project	\$0	\$0	\$0	\$24,761	\$0	\$0	\$24,761
10th Ave NE Drainage Improvements	\$0	\$0	\$0	\$281,377	\$258,518	\$1,570,179	\$2,110,074
18th Avenue NW and NW 204th Drainage System Connection	\$0	\$0	\$0	\$16,883	\$0	\$0	\$16,883
25th Ave NE Ditch Improv Between NE 177th and 178th Street	\$0	\$0	\$0	\$158,697	\$0	\$0	\$158,697
25th Ave. NE Flood Reduction Improvements	\$51,500	\$502,367	\$54,636	\$56,275	\$348,328	\$2,089,592	\$3,102,698
Heron Creek Culvert Crossing at Springdale Ct NW	\$0	\$0	\$0	\$0	\$130,998	\$134,928	\$265,926
Lack of System and Ponding on 20th Avenue NW	\$0	\$0	\$0	\$91,166	\$0	\$0	\$91,166
NE 148th Infiltration Facilities	\$0	\$0	\$0	\$431,070	\$11,593	\$0	\$442,663
NW 195th Place and Richmond Beach Drive Flooding	\$0	\$0	\$0	\$0	\$432,989	\$445,978	\$878,967
NW 197th Pl and 15th Ave NW Flooding	\$0	\$0	\$0	\$7,879	\$0	\$0	\$7,879
Springdale Ct. NW & Ridgefield Rd Drainage Improv	\$0	\$0	\$0	\$0	\$315,902	\$325,379	\$641,281
Stabilize NW 16th Place Storm Drainage in Reserve M	\$0	\$0	\$0	\$0	\$0	\$33,433	\$33,433
<i>Repair and Replacement</i>							
Hidden Lake Dam Removal	\$267,800	\$275,834	\$1,657,667	\$22,510	\$23,185	\$23,881	\$2,270,877
NE 177th Street Drainage Improvements	\$0	\$0	\$0	\$10,130	\$0	\$0	\$10,130
NW 196th Pl & 21st Ave. NW Infrastructure Improvements	\$0	\$0	\$0	\$93,417	\$0	\$0	\$93,417
Pump Station 26 Improvements	\$117,420	\$218,545	\$0	\$0	\$0	\$0	\$335,965
Pump Station 30 Upgrades	\$92,700	\$0	\$0	\$0	\$0	\$0	\$92,700
Pump Station Miscellaneous Improvements	\$199,820	\$0	\$587,887	\$0	\$0	\$0	\$787,707
Stormwater Pipe Replacement Program	\$76,416	\$477,409	\$327,821	\$1,272,272	\$463,750	\$1,743,157	\$4,360,825
Surface Water Small Projects	\$309,000	\$318,270	\$327,818	\$562,754	\$579,637	\$597,026	\$2,694,505
<i>Other</i>							
12th Ave NE Infiltration Pond Retrofits	\$0	\$0	\$0	\$42,769	\$0	\$0	\$42,769
Boeing Creek Regional Stormwater Facility Study	\$22,937	\$64,430	\$0	\$0	\$0	\$0	\$87,367
Boeing Creek Restoration Project	\$0	\$0	\$0	\$56,275	\$0	\$0	\$56,275
Climate Impacts and Resiliency Study	\$0	\$84,872	\$0	\$0	\$0	\$0	\$84,872
Storm Creek Erosion Management Study	\$82,400	\$0	\$0	\$0	\$0	\$0	\$82,400
Surface Water Master Plan	\$0	\$0	\$0	\$0	\$289,819	\$298,513	\$588,332
System Capacity Modeling Study	\$0	\$318,270	\$0	\$0	\$0	\$0	\$318,270
<i>Non-Project Specific</i>							
General Fund Cost Allocation Overhead Charge	\$199,959	\$212,137	\$218,501	\$225,056	\$231,807	\$238,762	\$1,326,222
Surface Water Capital Engineering	\$196,833	\$202,738	\$208,820	\$215,085	\$221,537	\$228,183	\$1,273,196
<b>Surface Water Capital Fund Total</b>	<b>\$1,616,785</b>	<b>\$2,674,872</b>	<b>\$3,383,150</b>	<b>\$3,568,376</b>	<b>\$3,308,063</b>	<b>\$7,729,011</b>	<b>\$22,280,257</b>
<b>TOTAL EXPENDITURES</b>	<b>\$18,087,832</b>	<b>\$12,573,420</b>	<b>\$18,647,501</b>	<b>\$15,084,540</b>	<b>\$7,382,746</b>	<b>\$12,771,255</b>	<b>\$84,547,294</b>

**City of Shoreline 2018 - 2023 Capital Improvement Plan  
PROGRAM SUMMARY**

	Proposed 2018	Proposed 2019	Proposed 2020	Proposed 2021	Proposed 2022	Proposed 2023	Total 2018-2023
<b>RESOURCES</b>							
General Fund Contribution	\$2,625,705	\$418,854	\$415,970	\$413,435	\$410,956	\$410,956	\$4,695,876
Transportation Benefit District	\$1,222,279	\$830,000	\$830,000	\$830,000	\$830,000	\$830,000	\$5,372,279
Transportation Impact Fees	\$221,400	\$332,100	\$0	\$0	\$0	\$0	\$553,500
Park Impact Fees	\$50,000	\$125,000	\$0	\$0	\$0	\$0	\$175,000
Real Estate Excise Tax - 1st Quarter Percent	\$1,368,768	\$1,449,263	\$1,529,005	\$1,609,641	\$1,692,370	\$1,779,363	\$9,428,410
Real Estate Excise Tax - 2nd Quarter Percent	\$1,368,768	\$1,449,263	\$1,529,005	\$1,609,641	\$1,692,370	\$1,779,363	\$9,428,410
Soccer Field Rental Contribution	\$130,000	\$130,000	\$130,000	\$130,000	\$130,000	\$130,000	\$780,000
Surface Water Fees	\$1,042,615	\$1,758,572	\$2,138,309	\$2,504,849	\$2,757,940	\$3,026,684	\$13,228,969
Investment Interest Income	\$80,977	\$122,179	\$115,744	\$43,031	\$272,495	\$240,111	\$874,538
King County Flood Zone District Opportunity Fund	\$110,898	\$110,898	\$110,898	\$110,898	\$110,898	\$110,898	\$665,388
Recreation & Conservation Office	\$0	\$0	\$0	\$0	\$0	\$0	\$0
Grants - Awarded	\$6,121,362	\$2,543,369	\$7,986,000	\$8,727,625	\$0	\$0	\$25,378,356
Future Financing	\$4,700,000	\$0	\$0	\$11,850,000	\$0	\$0	\$16,550,000
Future Funding	\$0	\$265,000	\$1,642,000	\$0	\$0	\$0	\$1,907,000
Remediation Mitigation Claims	\$0	\$0	\$0	\$0	\$0	\$0	\$0
King County Voter Approved Trail Funding	\$120,000	\$120,000	\$0	\$0	\$0	\$0	\$240,000
Private Donations	\$0	\$1,630,000	\$0	\$0	\$0	\$0	\$1,630,000
Use / (Gain) of Accumulated Fund Balance	(\$1,074,940)	\$1,288,922	\$2,220,570	(\$12,744,580)	(\$514,283)	\$4,463,880	(\$6,360,432)
<b>TOTAL RESOURCES</b>	<b>\$18,087,832</b>	<b>\$12,573,420</b>	<b>\$18,647,501</b>	<b>\$15,084,540</b>	<b>\$7,382,746</b>	<b>\$12,771,255</b>	<b>\$84,547,294</b>