

ORIGINAL

ORDINANCE NO. 645

AN ORDINANCE OF THE CITY COUNCIL OF THE CITY OF SHORELINE, WASHINGTON, RECLASSIFYING THE PURCHASING OFFICER TO CENTRAL SERVICES MANAGER, THE FINANCE TECHNICIAN TO BUYER, THE FACILITIES MAINTENANCE WORKER II TO SENIOR FACILITIES MAINTENANCE WORKER, AND THE ENGINEERING TECHNICIAN TO TRAFFIC SIGNAL TECHNICIAN AND AMENDING THE 2012 BUDGET BY AMENDING THE 2012 EXEMPT AND NON EXEMPT SALARY TABLES

WHEREAS, the 2012 Budget for the City of Shoreline was adopted by Ordinance No. 622 and amended by Ordinance No. 628; and

WHEREAS, City staff have determined it is appropriate to reclassify four positions to new classification specifications:

- Purchasing Officer to Central Services Manager
- Finance Technician to Buyer
- Facilities Maintenance Worker II to Senior Facilities Maintenance Worker
- Engineering Technician to Traffic Signal Technician; and

WHEREAS, due to the reclassifications, the salary ranges for the positions should be adjusted; and

NOW, THEREFORE, THE CITY COUNCIL OF THE CITY OF SHORELINE, WASHINGTON, DO ORDAIN AS FOLLOWS:

Section 1. Amendment to the 2012 Budget. The Exempt and Non Exempt Salary Tables of the 2012 Budget as adopted by Ordinance No. 622 and amended by Ordinance No. 628, as shown on Exhibit A and Exhibit B, respectively, attached hereto, are amended as follows:

The classification "Purchasing Officer" is deleted from Range 48 and a new classification "Central Services Manager" is added to Range 59.

The classification "Finance Tech" is deleted from Range 35 and a new classification "Buyer" is added to Range 39.


The classification "Facilities Maintenance Worker" is deleted from Range 39 and a new classification "Senior Facilities Maintenance Worker" is added to Range 41.

The classification Engineering Technician is deleted from Range 40 and a new classification "Traffic Signal Technician" is added to Range 44.

ORIGINAL


Section 2. Publication and Effective date. A summary of this ordinance consisting of its title shall be published in the official newspaper of the City and the ordinance shall take effect and be in full force five (5) days after the date of publication.

ADOPTED BY THE CITY COUNCIL ON JULY 16, 2012.




Keith A. McGlashan, Mayor

ATTEST:



Scott Passey
City Clerk

APPROVED AS TO FORM:



Ian Sievers
City Attorney

Date of Publication: July 19, 2012
Effective Date: July 24, 2012

ORIGINAL

EXHIBIT A

City of Shoreline
Range Placement Table

2.5% Between Ranges; 4% Between Steps

Salary Table 01 - EXEMPT

Mkt Adj 1.00%
Effective Jan-1/July 17, 2012

Range	Title	Salary	Min Step 1	Step 2	Step 3	Step 4	Step 5	Max Step 6
1		Annual	19,085	19,848	20,642	21,468	22,326	23,220
2		Annual	19,588	20,372	21,187	22,034	22,916	23,832
3		Annual	20,036	20,838	21,671	22,538	23,439	24,377
4		Annual	20,540	21,361	22,216	23,105	24,029	24,990
5		Annual	21,072	21,914	22,791	23,703	24,651	25,637
6		Annual	21,603	22,467	23,366	24,301	25,273	26,284
7		Annual	22,163	23,049	23,971	24,930	25,927	26,965
8		Annual	22,723	23,632	24,577	25,560	26,582	27,646
9		Annual	23,254	24,184	25,152	26,158	27,204	28,292
10		Annual	23,870	24,825	25,818	26,850	27,924	29,041
11		Annual	24,430	25,407	26,423	27,480	28,579	29,722
12		Annual	25,045	26,047	27,089	28,172	29,299	30,471
13		Annual	25,689	26,716	27,785	28,896	30,052	31,254
14		Annual	26,332	27,386	28,481	29,620	30,805	32,037
15		Annual	26,976	28,055	29,177	30,344	31,558	32,821
16		Annual	27,676	28,783	29,934	31,131	32,377	33,672
17		Annual	28,375	29,510	30,691	31,918	33,195	34,523
18		Annual	29,047	30,209	31,417	32,674	33,981	35,340
19		Annual	29,774	30,965	32,204	33,492	34,832	36,225
20		Annual	30,530	31,751	33,021	34,342	35,716	37,144
21		Annual	31,286	32,537	33,838	35,192	36,600	38,064
22		Annual	32,097	33,381	34,716	36,105	37,549	39,051
23		Annual	32,881	34,196	35,564	36,986	38,466	40,004
24		Annual	33,720	35,069	36,472	37,931	39,448	41,026
25		Annual	34,532	35,913	37,349	38,843	40,397	42,013
26		Annual	35,399	36,815	38,288	39,819	41,412	43,068
27		Annual	36,295	37,746	39,256	40,826	42,460	44,158
28		Annual	37,218	38,707	40,255	41,865	43,540	45,281
29		Annual	38,142	39,667	41,254	42,904	44,620	46,405
30		Annual	39,093	40,657	42,283	43,974	45,733	47,563
31		Annual	40,072	41,675	43,342	45,076	46,879	48,754

City of Shoreline
 Range Placement Table
 2.5% Between Ranges; 4% Between Steps

Salary Table 01 - EXEMPT

Mkt Adj 1.00%
 Effective Jan-July 17, 2012

Range	Title	Salary	Min Step 1	Step 2	Step 3	Step 4	Step 5	Max Step 6
32		Annual	41,080	42,723	44,432	46,209	48,058	49,980
33		Annual	42,115	43,800	45,552	47,374	49,269	51,240
34		Annual	43,151	44,877	46,672	48,539	50,480	52,499
35		Annual	44,214	45,982	47,822	49,735	51,724	53,793
36		Annual	45,361	47,176	49,063	51,025	53,066	55,189
37		Annual	46,453	48,311	50,243	52,253	54,343	56,517
38		Annual	47,600	49,504	51,484	53,543	55,685	57,913
39		Annual	48,803	50,755	52,786	54,897	57,093	59,377
40		Annual	50,034	52,036	54,117	56,282	58,533	60,875
41		Annual	51,294	53,345	55,479	57,698	60,006	62,407
42		Annual	52,581	54,684	56,872	59,146	61,512	63,973
43	Assistant Planner	Annual	53,896	56,052	58,294	60,626	63,051	65,573
44		Annual	55,239	57,449	59,747	62,137	64,622	67,207
45	Executive Assistant to the City Manager	Annual	56,611	58,875	61,230	63,679	66,226	68,875
46	Budget Analyst Management Analyst Staff Accountant Recreation Coordinator I	Annual	58,010	60,330	62,743	65,253	67,863	70,578
47	Associate Planner	Annual	59,521	61,902	64,378	66,953	69,631	72,416
48	Purchasing Officer	Annual	60,976	63,415	65,952	68,590	71,333	74,187
49	Parks & Rec Project Coordinator Emergency Management Coordinator Neighborhoods Coordinator	Annual	62,515	65,016	67,616	70,321	73,134	76,059
50	Grants Coordinator Recreation Coordinator II CMO Management Analyst Senior Human Resources Analyst Budget/Financial Systems Analyst	Annual	64,054	66,616	69,281	72,052	74,934	77,932
51	Web Developer Senior Planner	Annual	65,649	68,275	71,006	73,847	76,800	79,872
52	Customer Response Team Supervisor Fleet, Facilities & Prop Mgt Supv Development Review Engineer I Construction Inspection Supervisor	Annual	67,328	70,021	72,822	75,735	78,765	81,915
53		Annual	69,007	71,768	74,638	77,624	80,729	83,958
54	PW Maintenance Supervisor	Annual	70,714	73,543	76,485	79,544	82,726	86,035

City of Shoreline

Range Placement Table

2.5% Between Ranges; 4% Between Steps

Salary Table 01 - EXEMPT

Mkt Adj 1.00%

Effective Jan 1/July 17, 2012

Range	Title	Salary	Min Step 1	Step 2	Step 3	Step 4	Step 5	Max Step 6
55	Capital Projects Manager I GIS Specialist City Clerk	Annual	72,477	75,376	78,391	81,527	84,788	88,180
56	Associate Traffic Engineer	Annual	74,324	77,297	80,389	83,605	86,949	90,427
57	Database Administrator	Annual	76,171	79,218	82,387	85,682	89,109	92,674
58		Annual	78,074	81,197	84,445	87,823	91,335	94,989
59	Recreation Superintendent Economic Development Program Mgr Finance Manager Capital Projects Manager II Community Services Manager Intergovernmental Prog Manager Development Review Engineer II Permit Services Manager Parks Superintendent Planning Manager Central Services Manager	Annual	80,033	83,234	86,563	90,026	93,627	97,372
60		Annual	82,020	85,300	88,712	92,261	95,951	99,789
61	Building Official	Annual	84,090	87,454	90,952	94,590	98,374	102,309
62	Assistant City Attorney	Annual	86,189	89,637	93,222	96,951	100,829	104,862
63	Traffic Engineer SW & Environmental Svcs Manager	Annual	88,316	91,849	95,522	99,343	103,317	107,450
64		Annual	90,555	94,177	97,944	101,862	105,936	110,174
65	Engineering Supervisor Transportation Svcs Division Mgr	Annual	92,793	96,505	100,365	104,380	108,555	112,897
66	Information Systems Manager	Annual	95,116	98,921	102,877	106,992	111,272	115,723
67		Annual	97,522	101,423	105,480	109,700	114,088	118,651
68		Annual	99,929	103,926	108,083	112,407	116,903	121,579
69	Public Works Operations Manager	Annual	102,448	106,545	110,807	115,240	119,849	124,643
70	Human Resources Director	Annual	104,994	109,194	113,562	118,104	122,828	127,741
71	City Engineer	Annual	107,625	111,930	116,407	121,063	125,905	130,942
72		Annual	110,339	114,752	119,343	124,116	129,081	134,244
73		Annual	113,081	117,605	122,309	127,201	132,289	137,581
74	Assistant City Manager Administrative Services Director Parks, Rec & Cultural Svcs Director Planning & Community Dev Director Public Works Director City Attorney	Annual	115,908	120,544	125,366	130,380	135,596	141,019
75		Annual	118,818	123,571	128,513	133,654	139,000	144,560

ORIGINAL

City of Shoreline
 Range Placement Table
 2.5% Between Ranges; 4% Between Steps

Salary Table 02 - NON-EXEMPT

Mkt Adj. 1.00%
 Effective Jan-1/July 17, 2012

Range	Title	Hourly Rate	Min Step 1	Step 2	Step 3	Step 4	Step 5	Max Step 6
1		Hourly	9.18	9.54	9.92	10.32	10.73	11.16
2		Hourly	9.42	9.79	10.19	10.59	11.02	11.46
3		Hourly	9.63	10.02	10.42	10.84	11.27	11.72
4		Hourly	9.87	10.27	10.68	11.11	11.55	12.01
5		Hourly	10.13	10.54	10.96	11.40	11.85	12.33
6		Hourly	10.39	10.80	11.23	11.68	12.15	12.64
7		Hourly	10.66	11.08	11.52	11.99	12.47	12.96
8		Hourly	10.92	11.36	11.82	12.29	12.78	13.29
9		Hourly	11.18	11.63	12.09	12.58	13.08	13.60
10		Hourly	11.48	11.93	12.41	12.91	13.43	13.96
11		Hourly	11.74	12.21	12.70	13.21	13.74	14.29
12		Hourly	12.04	12.52	13.02	13.54	14.09	14.65
13		Hourly	12.35	12.84	13.36	13.89	14.45	15.03
14		Hourly	12.66	13.17	13.69	14.24	14.81	15.40
15	Lifeguard/Instructor II	Hourly	12.97	13.49	14.03	14.59	15.17	15.78
16		Hourly	13.31	13.84	14.39	14.97	15.57	16.19
17		Hourly	13.64	14.19	14.76	15.35	15.96	16.60
18		Hourly	13.96	14.52	15.10	15.71	16.34	16.99
19		Hourly	14.31	14.89	15.48	16.10	16.75	17.42
20		Hourly	14.68	15.26	15.88	16.51	17.17	17.86
21		Hourly	15.04	15.64	16.27	16.92	17.60	18.30
22		Hourly	15.43	16.05	16.69	17.36	18.05	18.77
23		Hourly	15.81	16.44	17.10	17.78	18.49	19.23
24	Senior Lifeguard	Hourly	16.21	16.86	17.53	18.24	18.97	19.72
25		Hourly	16.60	17.27	17.96	18.67	19.42	20.20
26		Hourly	17.02	17.70	18.41	19.14	19.91	20.71
27		Hourly	17.45	18.15	18.87	19.63	20.41	21.23
28		Hourly	17.89	18.61	19.35	20.13	20.93	21.77
29		Hourly	18.34	19.07	19.83	20.63	21.45	22.31
30		Hourly	18.79	19.55	20.33	21.14	21.99	22.87
31	Teen Program Assistant Administrative Assistant I Recreation Assistant I	Hourly	19.27	20.04	20.84	21.67	22.54	23.44

ORIGINAL

EXHIBIT B

City of Shoreline
 Range Placement Table
 2.5% Between Ranges; 4% Between Steps

Salary Table 02 - NON-EXEMPT

Mkt Adj. 1.00%
 Effective Jan 4/July 17, 2012

Range	Title	Hourly Rate	Min Step 1	Step 2	Step 3	Step 4	Step 5	Max Step 6
32	Public Works Maintenance Worker I Parks Maintenance Worker I	Hourly	19.75	20.54	21.36	22.22	23.10	24.03
33		Hourly	20.25	21.06	21.90	22.78	23.69	24.63
34		Hourly	20.75	21.58	22.44	23.34	24.27	25.24
35	Finance Technician Administrative Assistant II Recreation Assistant II Facilities Maintenance Worker I	Hourly	21.26	22.11	22.99	23.91	24.87	25.86
36		Hourly	21.81	22.68	23.59	24.53	25.51	26.53
37	Parks Maintenance Worker II Public Works Maintenance Worker II Accounts Payable/Payroll Technician Capital Projects Technician Legal Assistant Communication Assistant Animal Control Officer	Hourly	22.33	23.23	24.16	25.12	26.13	27.17
38	Technical Assistant	Hourly	22.88	23.80	24.75	25.74	26.77	27.84
39	Environmental Programs Assistant Facilities Maintenance Worker II Payroll Officer Administrative Assistant III Recreation and Class Prog Assistant Records Coordinator Recreation Assistant III Buyer	Hourly	23.46	24.40	25.38	26.39	27.45	28.55
40	Engineering Technician	Hourly	24.06	25.02	26.02	27.06	28.14	29.27
41	Surface Water Quality Specialist Senior Facilities Maintenance Worker	Hourly	24.66	25.65	26.67	27.74	28.85	30.00
42	Deputy City Clerk Sr. Public Works Maintenance Worker Senior Parks Maintenance Worker	Hourly	25.28	26.29	27.34	28.44	29.57	30.76
43	Environmental Educator Right-of-Way Inspector CRT Representative	Hourly	25.91	26.95	28.03	29.15	30.31	31.53
44	Plans Examiner I Senior Engineering Technician Traffic Signal Technician	Hourly	26.56	27.62	28.72	29.87	31.07	32.31
45								
46	Recreation Coordinator I Code Enforcement Officer Computer Network Specialist	Hourly	27.89	29.00	30.17	31.37	32.63	33.93
47	Associate Planner	Hourly	28.62	29.76	30.95	32.19	33.48	34.82
48	Plans Examiner II Combination Inspector	Hourly	29.32	30.49	31.71	32.98	34.29	35.67
49	Neighborhoods Coordinator	Hourly	30.06	31.26	32.51	33.81	35.16	36.57
50		Hourly	30.80	32.03	33.31	34.64	36.03	37.47

ORIGINAL

EXHIBIT B

City of Shoreline
Range Placement Table
2.5% Between Ranges; 4% Between Steps

Salary Table 02 - NON-EXEMPT

Mkt Adj. 1.00%
Effective Jan-4 July 17, 2012

Range	Title	Hourly Rate	Min Step 1	Step 2	Step 3	Step 4	Step 5	Max Step 6
51		Hourly	31.56	32.82	34.14	35.50	36.92	38.40
52	Plans Examiner III	Hourly	32.37	33.66	35.01	36.41	37.87	39.38
53		Hourly	33.18	34.50	35.88	37.32	38.81	40.36
54		Hourly	34.00	35.36	36.77	38.24	39.77	41.36
55		Hourly	34.84	36.24	37.69	39.20	40.76	42.39
56		Hourly	35.73	37.16	38.65	40.19	41.80	43.47
57		Hourly	36.62	38.09	39.61	41.19	42.84	44.55
58		Hourly	37.54	39.04	40.60	42.22	43.91	45.67
59		Hourly	38.48	40.02	41.62	43.28	45.01	46.81
60		Hourly	39.43	41.01	42.65	44.36	46.13	47.98
61		Hourly	40.43	42.05	43.73	45.48	47.30	49.19
62		Hourly	41.44	43.09	44.82	46.61	48.48	50.41
63		Hourly	42.46	44.16	45.92	47.76	49.67	51.66
64		Hourly	43.54	45.28	47.09	48.97	50.93	52.97
65		Hourly	44.61	46.40	48.25	50.18	52.19	54.28
66		Hourly	45.73	47.56	49.46	51.44	53.50	55.64
67		Hourly	46.89	48.76	50.71	52.74	54.85	57.04
68		Hourly	48.04	49.96	51.96	54.04	56.20	58.45
69		Hourly	49.25	51.22	53.27	55.40	57.62	59.92
70		Hourly	50.48	52.50	54.60	56.78	59.05	61.41
71		Hourly	51.74	53.81	55.96	58.20	60.53	62.95
72		Hourly	53.05	55.17	57.38	59.67	62.06	64.54
73		Hourly	54.37	56.54	58.80	61.15	63.60	66.14
74		Hourly	55.72	57.95	60.27	62.68	65.19	67.80
75		Hourly	57.12	59.41	61.79	64.26	66.83	69.50