

ORIGINAL

ORDINANCE NO. 528

AN ORDINANCE OF THE CITY OF SHORELINE, WASHINGTON, ADOPTING THE ANNUAL BUDGET OF THE CITY OF SHORELINE FOR THE YEAR 2009

WHEREAS, State law, Chapter 35A.33 RCW requires the City to adopt an annual budget and provides procedures for the filing of a proposed budget, deliberations, public hearings, and final fixing of the budget; and

WHEREAS, a proposed budget for fiscal year 2009 has been prepared and filed, a public hearing has been held for the purposes of fixing the final budget, and the City Council has deliberated and has made adjustments and changes deemed necessary and proper; and

**NOW, THEREFORE, THE CITY COUNCIL OF THE CITY OF SHORELINE,
WASHINGTON, DO ORDAIN AS FOLLOWS:**

Section 1. The 2009 Final Budget for the City of Shoreline for the period January 1, 2009 through December 31, 2009 as set forth in the 2009 Adopted Budget, is hereby adopted.

Section 2. Summary of Revenues and Expenditures. The budget sets forth totals of estimated revenues and estimated expenditures of each separate fund, and the aggregate totals for all such funds, as summarized below:

General Fund	32,328,609
Street Fund	2,692,629
Reserve Stabilization Fund	0
Code Abatement Fund	100,000
Asset Seizure Fund	21,500
Public Arts Fund	114,500
General Obligation Bond Fund	1,676,850
General Capital Fund	32,641,325
City Facility-Major Maintenance Fund	40,000
Roads Capital Fund	29,492,073
Surface Water Utility Fund	4,619,790
Vehicle Operations/Maintenance Fund	142,959
Equipment Replacement Fund	197,336
Unemployment Fund	10,000
Total Funds	<u>\$104,077,571</u>

Section 3. Annual Adjustment of Fee Schedule. The 2009 fee schedule as shown in Exhibit A shall be adopted and SMC 301.080 shall be updated to reflect the new fees effective January 1, 2009.

Section 4. Copies of Budget to be Filed. The City Clerk is directed to transmit a complete copy of the Final Budget as adopted to the Division of Municipal Corporations in the


ORIGINAL

Office of the State Auditor and to the Association of Washington Cities as required by RCW 35A.33.075.

Section 5. Severability. Should any section, paragraph, sentence, clause or phrase of this ordinance, or its application to any person or circumstance, be declared unconstitutional or otherwise invalid for any reason, or should any portion of this ordinance be preempted by state or federal law or regulation, such decision or preemption shall not affect the validity of the remaining portions of this ordinance or its application to other persons or circumstances.


Section 6. Effective Date. A summary of this ordinance consisting of its title shall be published in the official newspaper of the City. The ordinance shall take effect and be in full force January 1, 2009.

PASSED BY THE CITY COUNCIL ON NOVEMBER 24, 2008.




Mayor Cindy Ryu

ATTEST:



Scott Passey
City Clerk

APPROVED AS TO FORM:



Ian Sievers
City Attorney

Date of Publication: November 27, 2008
Effective Date: January 1, 2009

**City of Shoreline Planning and Development Services
Fee Schedule (Page 1 of 6)**

Type of Permit Application	2009 Proposed Fee Schedule	
	Fee Based on \$145 Per Hour	
Building		
<u>BUILDING PERMIT</u>		
Valuation <i>*The Total Valuation is the "Building permit valuations" as delineated in section R108.3 of the International Residential Code and section 108.3 of the International Building Code.</i>		
	\$1.00 - \$500	\$23.50
	\$501 - \$2,000	\$23.50 for the first \$500.00 + \$3.05 for each additional \$100.00, or fraction thereof, to and including \$2,000.00.
	\$2,001 - \$25,000	\$69.25 for the first \$2,000, + \$14.00 for each additional \$1,000.00 or fraction thereof, to and including \$25,000.00.
	\$25,001 - \$50,000	\$391.25 for the first \$25,000.00 + \$10.10 for each additional \$1,000.00, or fraction thereof, to and including \$50,000.00.
	\$50,001 - \$100,000	\$643.75 for the first \$50,000.00 + \$7.00 for each additional \$1,000.00, or fraction thereof, to and including \$100,000.00.
	\$100,001 - \$500,000	\$993.75 for the first \$100,000.00 + \$5.60 for each additional \$1,000.00, or fraction thereof, to and including \$500,000.00.
	\$500,001 - \$1,000,000	\$3,233.75 for the first \$500,000.00 + \$4.75 for each additional \$1,000.00, or fraction thereof, to and including \$1,000,000.00.
	\$1,000,001 +	\$5,608.75 for the first \$1,000,000 + \$3.15 for each additional \$1,000.00, or fraction thereof.
Building/Structure Plan Review		65% of the building permit fee
Civil Plan Review, Commercial (if applicable)		Hourly rate, 5 Hour Minimum \$725
Civil Plan Review, Residential (if applicable)		Hourly rate, 3 Hour Minimum \$435
<u>ELECTRICAL</u>		
Electrical Permit		Permit fee described in WAC 296-46B-905, plus a 20% administrative fee

**City of Shoreline Planning and Development Services
Fee Schedule (Page 2 of 6)**

Type of Permit Application	2009 Proposed Fee Schedule
	Fee Based on \$145 Per Hour
FIRE	
Automatic Fire Alarm System:	
Existing System	
New or relocated devices up to 5	Hourly rate, 1-hour minimum \$145
New or relocated devices 6 up to 12	Hourly rate, 3-hour minimum \$435
Each additional new or relocated device over 12	\$6 per device
New System	Hourly rate, 4-hour minimum \$580
Each additional new or relocated device over 30	\$6 per device
Fire Extinguishing Systems:	
Commercial Cooking Hoods	
1 to 12 flow points	Hourly rate, 3-hour minimum \$435
More than 12	Hourly rate, 4-hour minimum \$580
Other Fixed System Locations	Hourly rate, 4-hour minimum \$580
Fire Pumps:	
Commercial Systems	Hourly rate, 4-hour minimum \$580
Commercial Flammable/Combustible Liquids:	
Aboveground Tank Installations	
First tank	Hourly rate, 2-hour minimum \$290
Additional	Hourly rate, 1-hour minimum \$145
Underground Tank Installations	
First tank	Hourly rate, 2-hour minimum \$290
Additional	Hourly rate, 1-hour minimum \$145
Underground Tank Piping (with new tank)	Hourly rate, 2-hour minimum \$290
Underground Tank Piping Only (vapor recovery)	Hourly rate, 3-hour minimum \$435
Underground Tank Removal	
First tank	Hourly rate, 2-hour minimum \$290
Additional tank	
Additional Tank	Hourly rate, 0.5 Hours \$73 per additional tank
Compressed Gas Systems (exception: medical gas systems require a plumbing permit):	
Excess of quantities in IFC Table 105.6.9	Hourly rate, 2-hour minimum \$290
High-Piled Storage:	
Class I – IV Commodities:	
501 – 2,500 square feet	Hourly rate, 2-hour minimum \$290
2,501 – 12,000 square feet	Hourly rate, 3-hour minimum \$435
Over 12,000 square feet	Hourly rate, 4-hour minimum \$580
High Hazard Commodities:	
501 – 2,500 square feet	Hourly rate, 3-hour minimum \$435
Over 2,501 square feet	Hourly rate, 5-hour minimum \$725

**City of Shoreline Planning and Development Services
Fee Schedule (Page 3 of 6)**

	2009 Proposed Fee Schedule
Type of Permit Application	Fee Based on \$145 Per Hour
Underground Fire Mains and Hydrants	Hourly rate, 3-hour minimum (\$435)
Industrial Ovens:	
Class A or B Furnaces	Hourly rate, 2-hour minimum \$290
Class C or D Furnaces	Hourly rate, 4-hour minimum \$580
LPG (Propane) Tanks:	
Commercial, less than 500-Gallon Capacity	Hourly rate, 2-hour minimum \$290
Commercial, 500-Gallon+ Capacity	Hourly rate, 3-hour minimum \$435
Commercial, Temporary	Hourly rate, 1-hour minimum \$145
Residential 0 – 500-Gallon Capacity	Hourly rate, 1-hour minimum \$145
Spray Booth	Hourly rate, 4-hour minimum \$580
Sprinkler Systems (each riser):	
New Systems	Hourly rate, 5-hour minimum \$725, plus \$3.00 per head
Existing Systems	
1 – 10 heads	Hourly rate, 3-hour minimum \$435
11 – 20 heads	Hourly rate, 4-hour minimum \$580
More than 20 heads	Hourly rate, 5-hour minimum \$725, plus \$3.00 per head
Residential (R-3) 13-D System	
1 – 30 heads	Hourly rate, 3-hour minimum \$435
More than 30 heads	Hourly rate, 3-hour minimum \$435, plus \$3.00 per head
Voluntary 13-D Systems in residencies when not	Hourly rate, 1-hour minimum \$145
Standpipe Systems	Hourly rate, 4-hour minimum \$580
Temporary Tents and Canopies	Hourly rate, 1-hour minimum \$145
MECHANICAL	
Residential Mechanical System	Hourly rate, 1-hour minimum (\$145) (including 4 pieces of equipment), \$11.00 per piece of equipment over 4
Commercial Mechanical System	Hourly rate, 3-hour minimum (\$435) (including 4 pieces of equipment), \$11.00 per piece of equipment over 4
All Other Mechanical (Residential and Commercial)	Hourly rate, 1-hour minimum \$145

**City of Shoreline Planning and Development Services
Fee Schedule (Page 4 of 6)**

Type of Permit Application	2009 Proposed Fee Schedule
	Fee Based on \$145 Per Hour
PLUMBING	
Plumbing System	Hourly rate, 1-hour minimum (\$145) (including 4 fixtures), \$11.00 per fixture over 4
Gas Piping System standalone permit	Hourly rate, 1-hour minimum (\$145) (including 4 outlets), \$11.00 per outlet over 4
Gas Piping as part of a plumbing or mechanical permit	\$11 per outlet (when included in outlet count)
Backflow Prevention Device - standalone permit	Hourly rate, 1-hour minimum \$145) (including 4 devices), \$11.00 per device over 4
Backflow Prevention Device as part of a plumbing systems permit	\$11.00 per device (when included in outlet count)
Environmental Review	
Environmental Checklist (SEPA):	
Single-Family	Hourly rate, 10-hour minimum \$1,450
Multifamily/Commercial	Hourly rate, 15-hour minimum \$2,175
Environmental Impact Statement Review	Hourly rate, 35-hour minimum \$5,075
LAND USE	
Accessory Dwelling Unit	Hourly rate, 1-hour minimum \$145
Adult Family Home	Hourly rate, 2-1/2-hour minimum \$363
Comprehensive Plan Amendment – Site Specific	Hourly rate, 60-hour minimum (\$8,700), plus public hearing (\$2,225)
Conditional Use Permit (CUP)	Hourly rate, 30-hour minimum \$4,350
Critical Areas Reasonable Use Permit (CARUP)	Hourly rate, 60-hour minimum (\$8,700), plus public hearing (\$2,225)
Critical Areas Special Use Permit (CASUP)	Hourly rate, 60 hour minimum (\$8,700), plus public hearing (\$2,225)
Home Occupation, Bed and Breakfast, Boarding House	Hourly rate, 1-hour minimum \$145
Interpretation of Development Code	Hourly rate, 1-hour minimum \$145
Master Plan	Hourly rate, 60-hour minimum (\$8,700), plus public hearing (\$2,225)
Planned Action Determination	Hourly rate, 1-hour minimum \$145
Rezone	Hourly rate, 60-hour minimum (\$8,700), plus public hearing (\$2,225)
SCTF Special Use Permit (SUP)	Hourly rate, 60-hour minimum (\$8,700), plus public hearing (\$2,225)
Sign Permit	Hourly rate, 2-hour minimum \$290
Special Use Permit	Hourly rate, 60-hour minimum (\$8,700), plus public hearing (\$2,225)
Street Vacation	Hourly rate, 60-hour minimum (\$8,700), plus public hearing if required (\$2,225)
Temporary Use Permit (TUP)	Hourly rate, 2-hour minimum \$290
Variance - Engineering Standards	Hourly rate, 3-hour minimum \$435
Variances - Zoning	Hourly rate, 30-hour minimum \$4,350

**City of Shoreline Planning and Development Services
Fee Schedule (Page 5 of 6)**

	2009 Proposed Fee Schedule
Type of Permit Application	Fee Based on \$145 Per Hour
MISCELLANEOUS FEES	
Critical area field signs	\$6 per sign
Permit Fee for Work Commenced Without a Permit	Twice the Applicable Permit Fee
Expedited Review – Building or Site Development Permits	Twice the applicable plan review fee(s)
All Other Fees Per Hour	Hourly rate, 1-hour minimum \$145
Multiple Family Tax Exemption Application Fee	Hourly rate, 3-hour minimum for processing land use permits plus current King County Assessors fee for administering the Multiple Family Tax Exemption program
Extension of the Conditional Certificate for the Multiple Family Tax Exemption Application Fee	\$145
RIGHT-OF-WAY	
Right-of-Way Use	Hourly rate, 1-hour minimum \$145
Right-of-Way Site	Hourly rate, 2-hour minimum \$290
SHORELINE SUBSTANTIAL DEVELOPMENT	
Shoreline Conditional Permit Use	Hourly rate, 30-hour minimum \$4,350
Shoreline Exemption	Hourly rate, 2-hour minimum \$290
Shoreline Variance	Hourly rate, 30-hour minimum (\$4,350), plus public hearing if required (\$2,225)
Substantial Development Permit (based on valuation):	
up to \$10,000	Hourly rate, 15-hour minimum \$2,175
\$10,000 to \$500,000	Hourly rate, 34-hour minimum \$4,930
over \$500,000	Hourly rate, 60-hour minimum \$8,700
SITE DEVELOPMENT	
Grading	Hourly rate, 3-hour minimum \$435
Clearing	Hourly rate, 3-hour minimum \$435
Landscaping	Hourly rate, 3-hour minimum \$435
Parking Lot	Hourly rate, 3-hour minimum \$435
Subdivision Construction	Hourly rate, 12-hour minimum \$1,740

**City of Shoreline Planning and Development Services
Fee Schedule (Page 6 of 6)**

Type of Permit Application	2009 Proposed Fee Schedule
	Fee Based on \$145 Per Hour
SUBDIVISIONS	
Binding Site Plan	Hourly rate, 6-hour minimum \$870
Lot Line Adjustment	Hourly rate, 3-hour minimum \$435
Preliminary Short Subdivision	Hourly rate, 30-hour minimum (\$4,350) for two-lot short subdivision plus 3-hour minimum (\$435) for each additional lot
Final Short Subdivision	Hourly rate, 8-hour minimum \$1,160
Preliminary Subdivision	Hourly rate, 39-hour minimum (\$5,655) for five-lot subdivision plus 3-hour minimum (\$435) for each additional lot, plus public hearing (\$2,225)
Final Subdivision	Hourly rate, 30-hour minimum \$4,350
Changes to Preliminary Short or Formal Subdivision	Hourly rate, 12-hour minimum \$1,740
SUPPLEMENTAL FEES	
	Additional review of fees may be assessed if plan revisions are incomplete, corrections not completed, the original scope of the project has changed, or scale and complexity results in review hours exceeding the minimums identified in this schedule. Fees will be assessed at \$145.00 per hour, minimum of one hour.
	Reinspection fees may be assessed if work is incomplete, corrections not completed or the allotted time is depleted. Fees will be assessed at \$145 per hour, minimum one hour.
FEE REFUNDS	
	<p>The city manager or designee may authorize the refunding of:</p> <ol style="list-style-type: none"> 1. One hundred percent of any fee erroneously paid or collected. 2. Up to 80 percent of the permit fee paid when no work has been done under a permit issued in accordance with this code. 3. Up to 80 percent of the plan review fee paid when an application for a permit for which a plan review fee has been paid is withdrawn or canceled before any plan reviewing is done. 4. The city manager or designee shall not authorize refunding of any fee paid except on written application filed by the original permittee not later than 180 days after the date of fee payment.

2009 Proposed Park Fee Schedule Part 1 of 4 (Page 1 of 4)		
2009 Proposed Park Facility Rental and Drop-in Fee		
Fee	2009 Proposed Resident Rate	2009 Proposed Non-Resident Rate
Outdoor Rental Fees:		
Picnic Shelters – (same for all groups)		
Half Day	\$46.00	\$50.25
Full Day	\$70.00	\$75.50
Athletic Fields		
Lights (determined by dusk schedule)	\$16.25	\$16.25
Senior/Youth League Game and/or Practice	\$3.25	\$4.50
Youth Tournament	\$8.50	\$10.50
Adult Practice	\$15.25	\$16.25
Adult League	\$28.50	\$31.75
Adult Tournament*	\$36.00	\$40.00
*Additional field prep fee may be added		
Synthetic Fields		
Resident Youth - Per Hour	\$16.50	
Non-Resident Youth - Per Hour		\$22.00
Resident Adult - Per Hour	\$60.25	
Non-Resident Adult - Per Hour		\$71.25
Discount Field Rate Resident - Per Hour	\$16.50	
Discount Field Rate Non- Resident - Per Hour		\$22.00
Indoor Rental Fees:		
Richmond Highlands (same for all groups) –		
Maximum Attendance 214		
Entire Building (including building monitor)	\$57.25	\$62.50
Gym Only	\$46.00	\$50.25
Café/Game Room	\$46.00	\$50.25
Spartan Recreation Center		
Spartan Recreation Center Fees for Youth Organizations		
Multi-Purpose Room 1	\$10.75	\$12.25
Multi-Purpose Room 1 w/Kitchen	\$18.50	\$19.75
Multi-Purpose Room 2	\$10.75	\$12.25
Multi-Purpose Room 2 w/Kitchen	\$18.50	\$19.75
Gymnastics Room	\$10.75	\$12.25
Dance Room	\$10.75	\$12.25
Gym-One Court	\$17.50	\$18.50
Entire Gym	\$33.75	\$37.25
Entire Facility	\$87.50	\$97.25

2009 Proposed Park Fee Schedule Part 2 of 4 (Page 2 of 4)		
2009 Proposed Park Facility Rental and Drop-in Fee		
Fee	2009 Proposed Resident Rate	2009 Proposed Non-Resident Rate
Spartan Recreation Center Fees for Adult Groups:		
Multi-Purpose Room 1	\$23.00	\$25.25
Multi-Purpose Room 1 w/Kitchen	\$32.75	\$36.50
Multi-Purpose Room 2	\$23.00	\$25.25
Multi-Purpose Room 2 w/Kitchen	\$32.75	\$36.50
Gymnastics Room	\$23.00	\$25.25
Dance Room	\$23.00	\$25.25
Gym-One Court	\$32.75	\$36.50
Entire Gym	\$62.50	\$69.00
Entire Facility	\$119.25	\$131.50
*Rentals outside the normal operating hours of the Spartan Gym may require an additional supervision fee. (See Below)		
Other Indoor Rental Fees:		
Damage Deposit: (refundable)	\$199.25	\$199.25
Supervision Fee (if applicable)	\$18.50	\$18.50
Daily Rates	\$799.25	\$799.25
Spartan Gym Tarp Installation	\$58.25	\$58.25
Concession / Admission / Sales During Indoor Facility Use:	Not to exceed \$100/day	Not to exceed \$100/day
20% of the gross revenue collected will be remitted to the City of Shoreline if concession sales are charged on-site by the individuals or organizations renting a City-owned facility.		
20% of the gross revenue collected will be remitted to the City of Shoreline if spectator admissions are charged on-site by the individuals or organizations renting a City-owned facility.		
20% of the gross amount will be remitted to the City of Shoreline if an individual or organization rents a City facility for a clinic, camp, or a class where the participants are charged a fee.		
Any individual or organization that is required to pay concession / admission fee must complete the appropriate permit application.		
Concession/Admission/Sales Fees may be modified at the discretion of the Director of Shoreline Parks and Recreation.		
Drop-In Fees:		
Showers Only	\$1.00	\$1.00
Youth Drop-In	\$1.00	\$1.00
Youth Drop-In Ten Punch Card	\$9.00	\$9.00
Youth Drop-In Three Month Pass	\$23.00	\$25.00
Adult Drop-In	\$2.00	\$2.75
Adult Drop-In Ten Punch Card	\$19.00	\$25.00
Adult Drop-In Three Month Pass	\$53.00	\$57.00

2009 Proposed Park Fee Shcedule Part 3 of 4 (Page 3 of 4)		
2009 Proposed Park Aquatic Drop-in Fee Schedule		
2009 Parks Fee Schedule Part 3 of 4 (Page 3 of 4)		
Drop in Fees	2009 Proposed Resident Rate	2009 Proposed Non-Resident Rate
Adult	\$3.50	\$4.25
Child/Senior/Disabled	\$2.50	\$3.00
Family	\$8.75	\$9.75
Adult - Real Deal	\$1.50	\$2.00
Child/Senior/Disabled - Real Deal	\$1.00	\$1.25
Adult - 10 punch	\$29.00	\$35.00
Child/Senior/Disabled - 10 Punch	\$20.00	\$24.00
Family - 10 Punch	\$71.00	\$79.00
1 Month		
Adult - 1 mo	\$47.50	\$55.00
Child/Senior/Disabled - 1 mo	\$30.00	\$33.00
Family -1 mo	\$117.00	\$130.50
3 Month		
Adult -3 month	\$134.00	\$154.00
Child/Senior/Disabled - 3 mo	\$89.00	\$113.00
Family -3 mo	\$267.00	\$308.00
6 Month		
Adult -6 month	\$216.00	\$230.00
Child/Senior/Disabled - 6 mo	\$154.00	\$169.00
Family -6 mo	\$431.00	\$462.00
1 Year Pass		
Adult -	\$377.00	\$404.00
Child/Senior/Disabled	\$269.00	\$296.00
Family	\$754.00	\$808.00

2009 Proposed Park Fee Shcedule Part 4 of 4 (Page 4 of 4)		
2009 Proposed Park Aquatic Lesson and Recreation Fee Schedule		
2009 Parks Fee Schedule Part 4 of 4 (Page 4 of 4)		
Lesson Program	2009 Proposed Resident Rate	2009 Proposed Non-Resident Rate
Parent & Tot	\$5.00	\$5.50
Preschool (1-5)	\$5.00	\$5.50
Youth (1&2)	\$5.00	\$5.50
Youth (3-7)	\$5.00	\$5.50
Adult	\$5.00	\$5.50
Water Fitness - Adults	\$4.50	\$5.00
Water Fitness - Adults 10x	\$37.00	\$44.00
Water Fitness Senior	\$3.25	\$4.00
Water Fitness Seniors 10x	\$26.00	\$30.00
Arthritis - Adults	\$3.50	\$4.00
Arthritis - Adults 10x	\$35.00	\$39.00
Arthritis-Seniors	\$3.50	\$4.00
Arthritis - Seniors 10x	\$35.00	\$40.00
Other Programs		
Swim Day Camp	\$104.00	\$115.00
Gators Swim /Dive 7 Wks	\$115.00	\$126.00
Rentals		
School Dist: Per 60 Kids/per Hour (non-agreement)	\$38.25	NA
Rentals On-Going (non-swim team)	\$68.75	NA
Swim Team Per/ Lane/Hr	\$9.75	NA
Public Rentals per Hour		
1-60	\$109.50	\$120.25
61-150	\$147.00	\$169.75

2009 License Required and Public Records Fee Schedule		
License Required Fee	Proposed 2009 Fee	Basis
General Licenses		
Regulated massage business	\$181.75	Per Year
Massage manager	\$39.50	Per Year
Public dance	\$124.75	Per Dance
Pawnbroker	\$581.25	Per Year
Secondhand	\$55.75	Per Year
Master solicitor	\$114.00	Per Year
Solicitor	\$28.50	Per Year
Duplicate License	\$5.50	
Late fees for general licenses:	A late penalty shall be charged on all applications for renewal of a general license received later than 10 working days after the expiration date of such license. The amount of such penalty is fixed as follows:	
	A. For a license requiring a fee of less than \$50.00, two percent of the required fee	
	B. For a license requiring a fee of more than \$50.00, ten percent of the required fee.	
Cabaret Licenses		
Adult cabaret operator's license	\$581.25	Per Year
Adult cabaret manager's license	\$124.75	Per Year
Adult cabaret entertainer's license	\$124.75	Per Year
Duplicate License	\$5.50	
Late fees for cabaret licenses:	There shall be assessed and collected by the clerk an additional charge, computed as a percentage of the adult cabaret license fee, on applications not made on or before said date as follows:	
Days Past Due		
7 - 30	10%	
31 - 60	25%	
61 and over	100%	
Panoram Licenses		
Panoram premise license	\$238.75	Per Year
Panoram device license	\$68.00	Per Year Per Device
Panoram operator license	\$580.75 per year/plus additional \$10.50 fee for background checks for any additional operators	
Duplicate License	\$5.50	
Renewals for panoram licenses:	On renewals for panoram licenses filed after December 31st, the clerk shall assess and collect an additional charge as follows:	
	A. If application is more than six but less than 31 days late, the additional charge is 10 percent of the renewal fee	
	B. If application is more than 31 but less than 61 days late, the additional charge is 25 percent of the renewal fee.	
Public Records		
Black and white photocopies up to 11 by 17 inches - if more than five pages	\$0.15	Per Page
Black and white photocopies larger than 11 by 17 inches	\$3.00	Per Page
Publication on CD	\$2.00	Per CD
Recording on DVD	\$3.00	Per DVD
Video Tapes	\$13.00	Per Tape
Audio Tapes	\$2.00	Per Tape
Photographic prints and slides	Cost charged by vendor, depending on size and process	
GIS maps smaller than 11 by 17 inches	\$0.50	Per Page
GIS maps larger than 11 by 17 inches	\$1.50	Per Square Foot
Mylar Sheets	\$5.75	Per Sheet
Clerk Certification	\$1.00	Per Document
Custom GIS Mapping and Data Requests	\$80.75	Per Hour (1 Hour Minimum)
Financial Fees		
Insufficient funds or a closed account shall be assessed a collection fee	\$27.00	
Hearing Examiner Fees	\$420.75	

2009 Surface Water Management Rate Table (Page 1 of 1)

Rate Category	Percent Impervious Surface	2009 Annual Service Charge	Per Unit	6% Utility Tax	Fee + Utility Tax
Residential: Single-family home		\$130	Parcel	\$7.81	\$138.01
Very Light	Less than or equal to 10%	\$130	Parcel	\$7.81	\$138.01
Light	More than 10%, less than or equal to 20%	\$302	Acre	\$18.14	\$320.54
Moderate	More than 20%, less than or equal to 45%	\$625	Acre	\$37.49	\$662.24
Moderately Heavy	More than 45%, less than or equal to 65%	\$1,212	Acre	\$72.70	\$1,284.40
Heavy	More than 65%, less than or equal to 85%	\$1,535	Acre	\$92.11	\$1,627.21
Very Heavy	More than 85%, less than or equal to 100%	\$2,011	Acre	\$120.65	\$2,131.40
Minimum Rate		\$130		\$7.81	\$138.01

There are two types of service charges: The flat rate and the sliding rate.

* The flat rate service charge of \$130 a year applies to single family homes and parcels with less than 10% impervious surface.

* The sliding rate service charge applies to all other properties in the service area. The sliding rate is calculated by measuring the amount of impervious surface on each parcel and multiplying the appropriate rate by total acreage

Several special rate categories will automatically be assigned to those who qualify.

* An exemption for any home owned and occupied by a low income senior citizen determined by the assessor to qualify under RCW 84.36.381.

* A discount for any parcel served by a City approved retention/detention (R/D) facility maintained by the owner.

* A discount for any parcel, or part parcel officially designated as open space.

Categories with Retention/Detention Facilities The following categories are eligible for reduced rates if they have an approved retention/detention facility.

Rate Category	Discount	2009 Annual Service Charge	Per Unit	6% Utility Tax	Fee + Utility Tax
Residential: Single-Family Home	50%	\$65	Parcel	\$3.91	\$69.01
Very Light	50%	\$65	Parcel	\$3.91	\$69.01
Light	50%	\$151	Acre	\$9.07	\$160.27

Alternative Mobile Home Park Charge

* Mobile Home Park Assessment can be the lower of the appropriate rate category or the number of mobile home spaces multiplied by the single-family residential rate.

Rate Adjustments: Any person receiving a bill may file a request for a rate adjustment within two years of the billing date. (Filing a request will not extend the payment period).

Property owners should file a request for a change in the rate assessed if:

- * The property acreage is incorrect;
- * The measured impervious surface is incorrect;
- * The property is charged a sliding fee when the fee should be flat;
- * The person or property qualifies for an exemption or discount; or
- * The property is wholly or in part outside the service area.

2009 CleanScapes Fee Schedule

Exhibit C

	Service Level	Pounds Per Unit	Disposal Fee	Collection Fee	Total Service Fee	
Monthly	One 32-gallon Garbage Cart	32.00	\$ 1.52	\$ 3.61	\$ 5.13	
	One 10-gallon Micro-Can	10.00	\$ 2.06	\$ 4.05	\$ 6.10	
Weekly Residential Curbside Service	One 20-gallon Garbage Cart	20.00	\$ 4.11	\$ 6.54	\$ 10.65	
	1 32-gallon Garbage Cart	21.71	\$ 4.46	\$ 10.84	\$ 15.30	
	1 45-gallon Garbage Cart	30.53	\$ 6.28	\$ 15.93	\$ 22.20	
	1 64-gallon Garbage Cart	43.41	\$ 8.93	\$ 17.00	\$ 25.93	
	1 96-gallon Garbage Cart	65.12	\$ 13.39	\$ 21.60	\$ 35.00	
	Additional 32 Gallon Carts (weekly svc)	21.71	\$ 4.46	\$ 6.16	\$ 10.63	
	Additional 64 Gallon Carts (weekly svc)	43.41	\$ 8.93	\$ 9.05	\$ 17.98	
	Additional 96 Gallon Carts (weekly svc)	65.12	\$ 13.39	\$ 10.84	\$ 24.24	
	Extras (32 gallon equivalent)				\$ 3.73	
	Miscellaneous Fees:					
		EoW Yard Debris service (includes 96 gallon cart)				\$ 9.39
		Extra Yardwaste (per 32 gallon)				\$ 2.13
		Return Trip				\$ 7.46
	Carry-out Charge, per 25' ft, per month				\$ 3.20	
	Drive-in Charge, per month				\$ 4.26	
	Overweight/Oversize container (per p/u)				\$ 3.20	
	Redelivery of containers				\$ 10.65	
	Cart Cleaning (per cart per event)				\$ 7.99	
	Sunken Can Surcharge per month				\$ 7.99	
On-Call Bulky Waste Collection	White Goods, except refrigerators & freezers		\$ 20.00	\$ 69.23	\$ 89.23	
	Refrigerators, Freezers		\$ 40.00	\$ 69.23	\$ 109.23	
	Sofas, Chairs		\$ 35.00	\$ 69.23	\$ 104.23	
	Mattresses		\$ 35.00	\$ 69.23	\$ 104.23	
Weekly Commercial & Multifamily Can and Cart	1 32-gallon Garbage Cart	21.39	\$ 4.40	\$ 14.41	\$ 18.81	
	1 45-gallon Garbage Cart	30.07	\$ 6.19	\$ 20.30	\$ 26.49	
	1 64-gallon Garbage Cart	42.77	\$ 8.80	\$ 22.55	\$ 31.35	
	1 96-gallon Garbage Cart	64.16	\$ 13.20	\$ 29.13	\$ 42.33	
	Additional 32 Gallon Carts (weekly svc)	21.39	\$ 4.40	\$ 14.41	\$ 18.81	
	Additional 64 Gallon Carts (weekly svc)	42.77	\$ 8.80	\$ 22.55	\$ 31.35	
	Additional 96 Gallon Carts (weekly svc)	64.16	\$ 13.20	\$ 29.13	\$ 42.33	
	Extras (32 gallon equivalent)				\$ 3.73	
	Miscellaneous Fees:					
		Weekly Yard Debris/FW (inc 96 gallon cart)				\$ 23.75
		Return Trip (same day, before 2:00)				\$ 7.46
	Carry-out Charge, per 25' ft, per month				\$ 3.20	
	Drive-in Charge, per month				\$ 4.26	
	Overweight/Oversize container (per p/u)				\$ 3.20	
	Redelivery of containers				\$ 10.65	
	Cart Cleaning (per cart per event)				\$ 7.99	

2009 CleanScapes Fee Schedule

Exhibit C

	Service Level	Pounds	Disposal	Collection	Total
		Per Unit	Fee	Fee	Service Fee
Commercial & Multifamily Detachable Container (loose)	1 Cubic Yard, 1 pickup/week	135.00	\$ 27.77	\$ 58.70	\$ 86.46
	1 Cubic Yard, 2 pickups/week	135.00	\$ 55.53	\$ 117.39	\$ 172.92
	1 Cubic Yard, 3 pickups/week	135.00	\$ 83.30	\$ 176.09	\$ 259.38
	1 Cubic Yard, 4 pickups/week	135.00	\$ 111.06	\$ 234.78	\$ 345.85
	1 Cubic Yard, 5 pickups/week	135.00	\$ 138.83	\$ 293.48	\$ 432.31
	1.5 Cubic Yard, 1 pickup/week	202.50	\$ 41.65	\$ 84.92	\$ 126.57
	1.5 Cubic Yard, 2 pickups/week	202.50	\$ 83.30	\$ 169.85	\$ 253.15
	1.5 Cubic Yard, 3 pickups/week	202.50	\$ 124.95	\$ 254.77	\$ 379.72
	1.5 Cubic Yard, 4 pickups/week	202.50	\$ 166.60	\$ 339.70	\$ 506.29
	1.5 Cubic Yard, 5 pickups/week	202.50	\$ 208.25	\$ 424.62	\$ 632.87
	2 Cubic Yard, 1 pickups/week	270.00	\$ 55.53	\$ 110.74	\$ 166.27
	2 Cubic Yard, 2 pickups/week	270.00	\$ 111.06	\$ 221.47	\$ 332.54
	2 Cubic Yard, 3 pickups/week	270.00	\$ 166.60	\$ 332.21	\$ 498.81
	2 Cubic Yard, 4 pickups/week	270.00	\$ 222.13	\$ 442.95	\$ 665.08
	2 Cubic Yard, 5 pickups/week	270.00	\$ 277.66	\$ 553.68	\$ 831.34
	3 Cubic Yard, 1 pickup/week	405.00	\$ 83.30	\$ 157.37	\$ 240.67
	3 Cubic Yard, 2 pickups/week	405.00	\$ 166.60	\$ 314.74	\$ 481.34
	3 Cubic Yard, 3 pickups/week	405.00	\$ 249.90	\$ 472.11	\$ 722.01
	3 Cubic Yard, 4 pickups/week	405.00	\$ 333.19	\$ 629.48	\$ 962.68
	3 Cubic Yard, 5 pickups/week	405.00	\$ 416.49	\$ 786.86	\$ 1,203.35
	4 Cubic Yard, 1 pickup/week	540.00	\$ 111.06	\$ 193.19	\$ 304.26
	4 Cubic Yard, 2 pickups/week	540.00	\$ 222.13	\$ 386.38	\$ 608.51
	4 Cubic Yard, 3 pickups/week	540.00	\$ 333.19	\$ 579.58	\$ 912.77
	4 Cubic Yard, 4 pickups/week	540.00	\$ 444.26	\$ 772.77	\$ 1,217.03
	4 Cubic Yard, 5 pickups/week	540.00	\$ 555.32	\$ 965.96	\$ 1,521.28
	6 Cubic Yard, 1 pickup/week	810.00	\$ 166.60	\$ 264.83	\$ 431.43
	6 Cubic Yard, 2 pickups/week	810.00	\$ 333.19	\$ 529.67	\$ 862.86
	6 Cubic Yard, 3 pickups/week	810.00	\$ 499.79	\$ 794.50	\$ 1,294.29
	6 Cubic Yard, 4 pickups/week	810.00	\$ 666.39	\$ 1,059.34	\$ 1,725.73
	6 Cubic Yard, 5 pickups/week	810.00	\$ 832.98	\$ 1,324.17	\$ 2,157.16
	8 Cubic Yard, 1 pickup/week	1,080.00	\$ 222.13	\$ 319.84	\$ 541.97
	8 Cubic Yard, 2 pickups/week	1,080.00	\$ 444.26	\$ 639.68	\$ 1,083.94
	8 Cubic Yard, 3 pickups/week	1,080.00	\$ 666.39	\$ 959.52	\$ 1,625.91
8 Cubic Yard, 4 pickups/week	1,080.00	\$ 888.52	\$ 1,279.37	\$ 2,167.88	
8 Cubic Yard, 5 pickups/week	1,080.00	\$ 1,110.65	\$ 1,599.21	\$ 2,709.85	
Extra loose cubic yard, per pickup				\$ 12.78	
Weekly Commercial Detachable Container (compacted)	1 Cubic Yard Container	405.00	\$ 83.30	\$ 117.39	\$ 200.69
	1.5 Cubic Yard Container	607.50	\$ 124.95	\$ 148.62	\$ 273.58
	2 Cubic Yard Container	810.00	\$ 166.60	\$ 177.18	\$ 343.78
	3 Cubic Yard Container	1,215.00	\$ 249.90	\$ 236.06	\$ 485.95
	4 Cubic Yard Container	1,620.00	\$ 333.19	\$ 270.47	\$ 603.66
	6 Cubic Yard Container	2,430.00	\$ 499.79	\$ 344.29	\$ 844.08
	Detachable Container Miscellaneous Fees (per occurrence):				
	Return Trip				\$ 10.65
	Roll-out Container over 15 feet (per p/u)				\$ 2.13
	Unlock Container (per p/u)				\$ 1.60
	Gate Opening (per p/u)				\$ 1.60

2009 CleanScapes Fee Schedule

Exhibit C

	Service Level	Per Unit	Disposal Fee	Collection Fee	Haul Charge	
Temporary Collection Hauling	4 Yard detachable container	540.00	\$ 25.65	\$ 95.85	\$ 121.50	
	6 Yard detachable container	810.00	\$ 38.48	\$ 95.85	\$ 134.33	
	8 Yard detachable container	1,080.00	\$ 51.30	\$ 95.85	\$ 147.15	
	Non-compacted 10 cubic yard Drop-box				\$ 138.45	
	Non-compacted 20 cubic yard Drop-box				\$ 159.75	
	Non-compacted 30 cubic yard Drop-box				\$ 181.05	
	Non-compacted 40 cubic yard Drop-box				\$ 191.70	
	Service Level (based on pick up)		Delivery Fee	Daily Rental	Monthly Rental	
Temporary Collection Container Rental and Delivery	4 Yard detachable container		\$ 74.55	\$ 4.26	\$ 51.12	
	6 Yard detachable container		\$ 74.55	\$ 4.26	\$ 51.12	
	8 Yard detachable container		\$ 74.55	\$ 4.26	\$ 51.12	
	Non-compacted 10 cubic yard Drop-box		\$ 95.85	\$ 6.39	\$ 76.68	
	Non-compacted 20 cubic yard Drop-box		\$ 95.85	\$ 6.39	\$ 76.68	
	Non-compacted 30 cubic yard Drop-box		\$ 95.85	\$ 6.39	\$ 76.68	
	Non-compacted 40 cubic yard Drop-box		\$ 95.85	\$ 6.39	\$ 76.68	
	Miscellaneous Temporary Fees:				Per Event	
	Return Trip				\$ 26.63	
	Stand-by Time (per minute)				\$ 1.33	
	Drop-box turn around charge				\$ 10.65	
	Service Level (based on pick ups)		Daily Rent	Monthly Rent	Delivery Charge	
Commercial & Multifamily Drop-box Collection	Non-compacted 15 cubic yard Drop-box	\$ 5.33	\$ 63.90	\$ 95.85	\$ 149.79	
	Non-compacted 20 cubic yard Drop-box	\$ 5.33	\$ 74.55	\$ 95.85	\$ 164.22	
	Non-compacted 25 cubic yard Drop-box	\$ 5.33	\$ 85.20	\$ 95.85	\$ 178.65	
	Non-compacted 30 cubic yard Drop-box	\$ 5.33	\$ 95.85	\$ 95.85	\$ 193.08	
	Non-compacted 40 cubic yard Drop-box	\$ 5.33	\$ 106.50	\$ 95.85	\$ 221.95	
	Compacted 15 cubic yard Drop-box			\$ 106.50	\$ 171.09	
	Compacted 20 cubic yard Drop-box			\$ 106.50	\$ 185.52	
	Compacted 25 cubic yard Drop-box			\$ 106.50	\$ 199.95	
	Compacted 30 cubic yard Drop-box			\$ 106.50	\$ 214.38	
	Compacted 40 cubic yard Drop-box			\$ 106.50	\$ 243.25	
		Drop Box Miscellaneous Fees (per occurrence):				
		Return Trip				\$ 10.65
		Unlock Container (per p/u)				\$ 1.60
		Gate Opening (per p/u)				\$ 1.60
		Pounds			Total	
On-Street Cans		Per Unit	Disposal Fee	Collection Fee	Service Fee	
	Can collection 30-50 gallons, per p/u	30	\$ 1.43	\$ 1.97	\$ 3.40	
City Facilities	City facilities, flat rate, per month		\$ 218.17	\$ 451.03	\$ 669.20	
Sweeping Solids	Disposal/Recycling flat rate, per month				\$ 852.00	
	Service				\$ per/hour	
Hourly Rates	Rear/Side-load packer + driver				\$ 117.15	
	Front-load packer + driver				\$ 117.15	
	Drop-box Truck + driver				\$ 95.85	
	Additional Labor (per person)				\$ 42.60	
Commercial Fluorescent Tube Recycling		Rate/tube				
	Collection, first tube	\$ 21.30				
	Collection, additional tubes	\$ 2.13				

CleanScapes Fee Schedule - New Fees

Attachment C

These are new fees to be considered by Council on November 24, 2008.

	Service Level	Pounds Per Unit	Disposal Fee	Collection Fee	Total Service Fee
Monthly	Miscellaneous Fees:				
Weekly Residential Curbside Service	EoW Yard Debris/FW service (includes 32 gallon cart)				\$ 7.79
	EoW Yard Debris/FW service (includes 64 gallon cart)				\$ 8.58
Weekly Commercial & Multifamily Can and Cart	Miscellaneous Fees:				
	Weekly Yard Debris/FW (incl 32 gallon cart)				\$ 19.70
	Weekly Yard Debris/FW (incl 64 gallon cart)				\$ 21.70