

2023-2024 Proposed Budget

Department Presentations

Continued

October 24, 2022



Budget & CIP Review

- ✓ October 10 Transmittal of Proposed Biennial Budget and CIP
- ✓ October 17 Review of Department Budgets
- ➔ October 24 Continued Review of Department Budgets and Review of CIP
- November 7 Public Hearing on Property Tax Levy & Revenue Sources
Public Hearing on Proposed Biennial Budget
- November 14 Public Hearing on Proposed Biennial Budget and CIP
- November 21 Adoption of 2023-2024 Budget, Adoption of 2021 Property Tax Levy, and Adoption of 2023-2028 CIP

Budget Information

- The Biennium Budget will be available on-line at the City of Shoreline Website (and via links from Shoreline Libraries) at:

<https://www.shorelinewa.gov>

Click on Budget & CIP Policies under the Government tab

- Budget Books on CD Available for purchase at
City Hall



Department Review Agenda

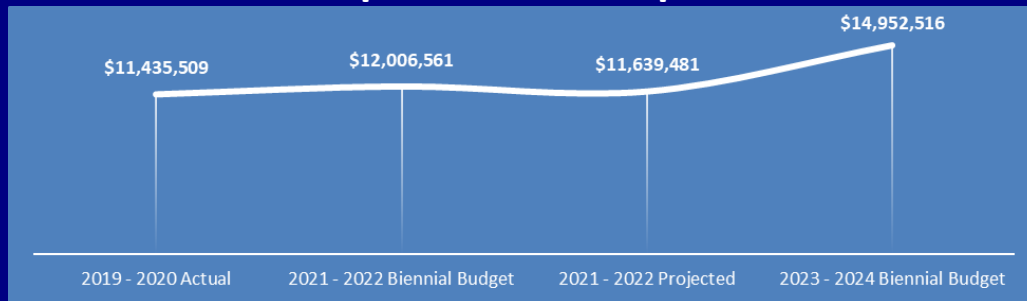
- Tonight's Review:
 - Public Works
 - Surface Water Utility
 - Wastewater Utility
 - Capital Improvement Plan
 - General Fund Transfers & Fund Balance
 - Debt Service Funds
- Nov 7 Council Meeting:
 - Public Hearings:
 - Revenue Sources
 - 2023 Property Tax Levy
 - Fee Schedules
 - 2023 Proposed Budget & CIP
 - Salary Schedule
 - Continued discussion

Public Works

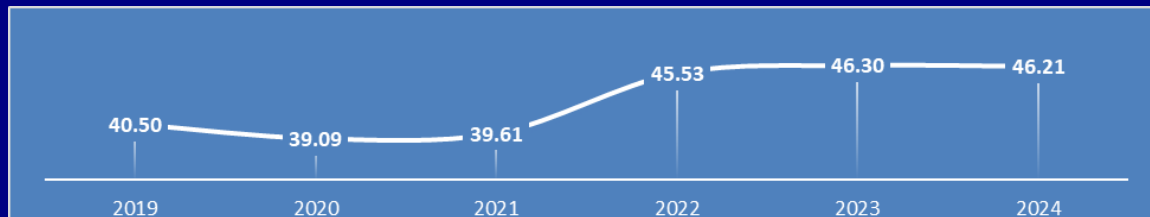


Public Works (Page 221) 2023-2024 BUDGET

Expenditure Comparison



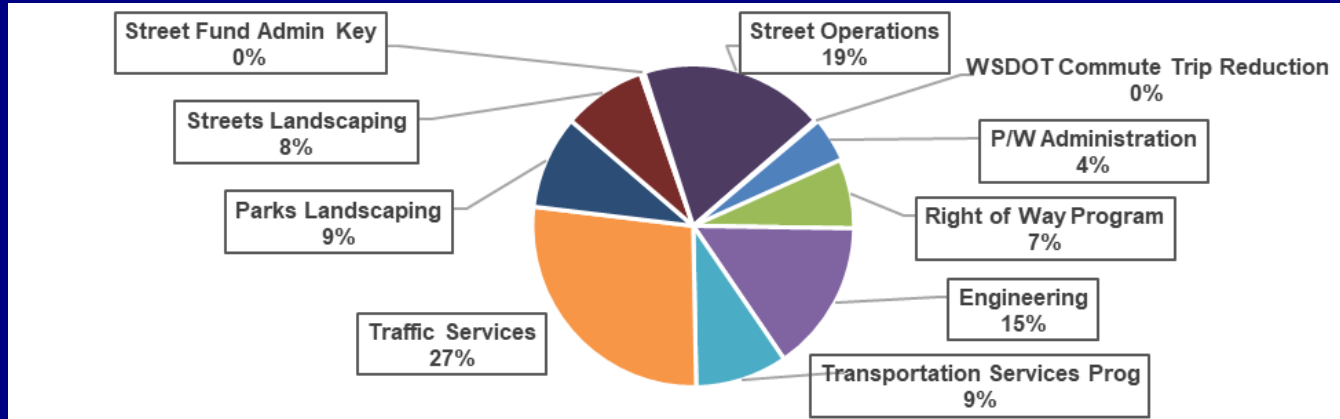
Staffing Trend





Public Works

Expenditures by Program



Services Provided by Public Works Operations

- Road Surface Maintenance
- Right-of-Way Maintenance
- Grounds Maintenance
- Wastewater
- Surface Water
- Emergency Response
- Asset Inventory and Management
- Special Events



Services Provided by Public Works

Engineering

- Capital Project Delivery
- Development Review
- Wastewater permits
- Construction Inspection
- Traffic Services



Transportation Services

- City Transportation Planning and Concept Dev.
- Transit Planning and Coordination
- Regional Coordination
- Complete Streets Implementation
- Commute Trip Reduction



Public Works

2023-2024 BUDGET CHANGES

One Time Investments:

- Transportation Master Plan Implementation
 - Concurrency and Transportation Impact Fee
 - Shared Use Mobility Hub Implementation Phase 1 and Phase 2
 - High Activity Areas Porosity Study
 - Street Typologies
- Parking Management Support
- Replace down fleeted vehicle with Ford F150 Lightning Pick up

Public Works

2023-2024 BUDGET CHANGES

- Ongoing
 - Maintenance for new and down fleeted vehicles



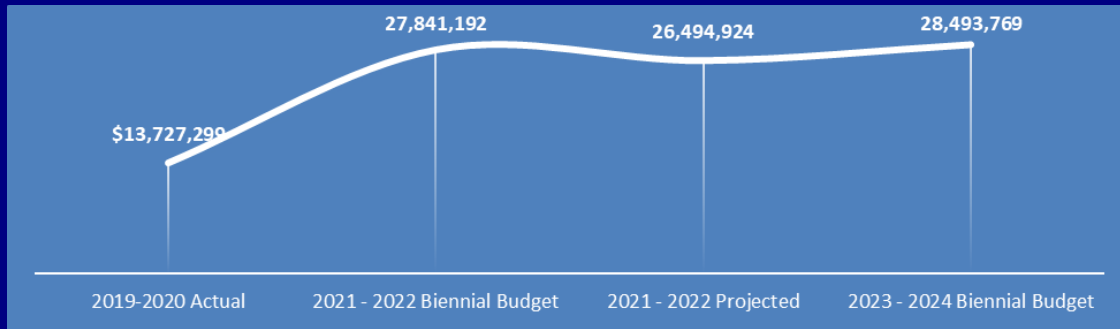
Surface Water Utility

Surface Water Utility

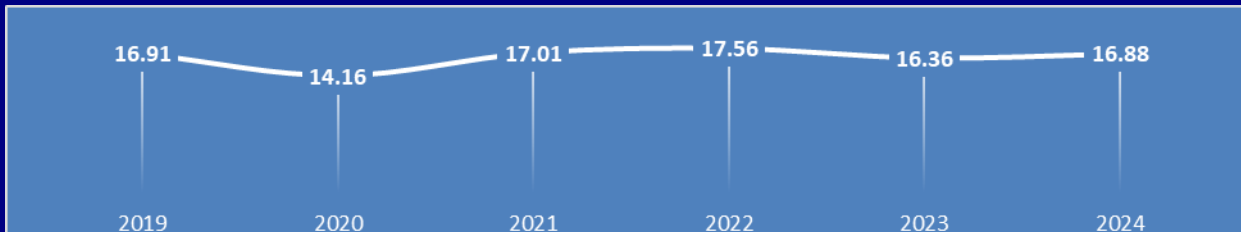
(Pages 235, 273, 399)

2023-2024 BUDGET

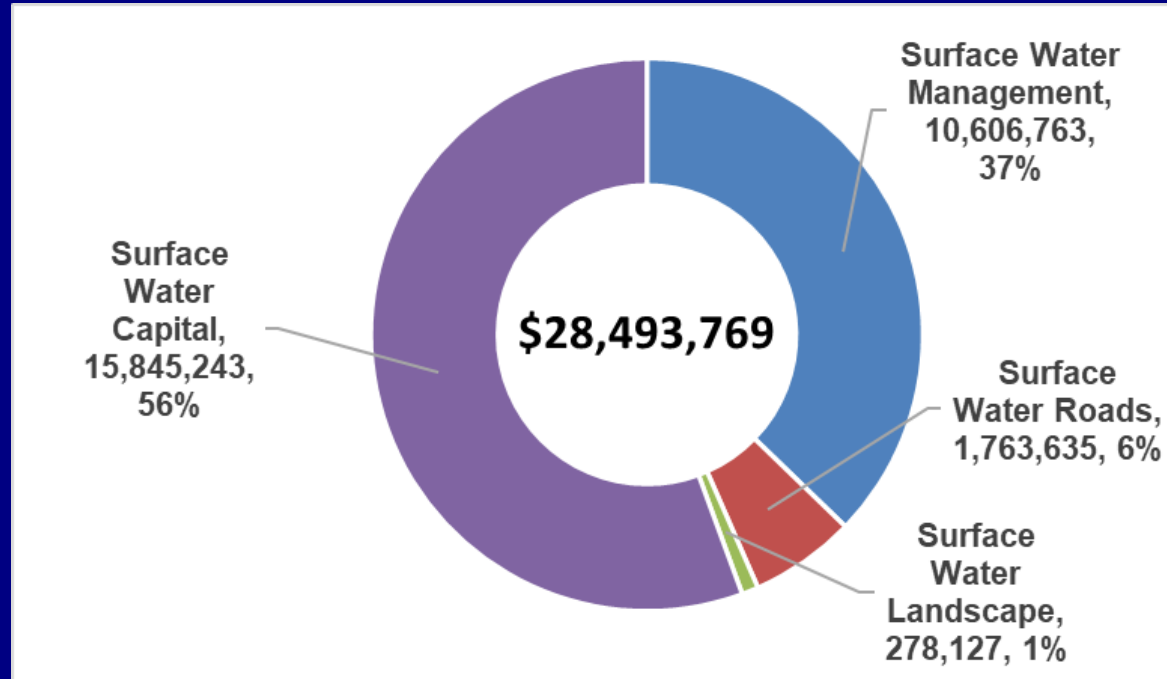
Expenditure Comparison



Staffing Trend



Surface Water Utility 2023-2024 Budget



2023-2028 Surface Water Utility Fee Assumptions

- Primary Revenue Source: Surface Water Utility Fee
- 2023 Single Family Home Rate = \$328.91/yr
 - \$15.67 (+5%) annual change from 2022 to 2023

**Surface Water Management Rate
Single-Family Residence**

	2020	2021	2022	2023	2024	2025	2026	2027	2028
SWM Fee Rate	\$271.21	\$298.33	\$313.24	\$328.91	\$345.35	\$362.62	\$380.75	\$399.79	\$419.78
\$ Change		\$27.12	\$14.91	\$15.67	\$16.44	\$17.27	\$18.13	\$19.04	\$19.99
% Change		10%	5%	5%	5%	5%	5%	5%	5%

Source: City of Shoreline

Surface Water Utility

2023-2024 BUDGET CHANGES

One-time

- Business Inspection Source Control Program

2023-2028 Surface Water Capital Fund

Capacity Projects: 7 Projects – \$7.38 Million

- 10TH AVE NE DRAINAGE IMPROVEMENTS
- 25TH AVE NE DITCH IMPROV BETWEEN NE 177TH AND 178TH ST
- 25TH AVE NE FLOOD REDUCTION IMPROVEMENTS
- HERON CREEK CULVERT CROSSING AT SPRINGDALE CT NW
- NE 148TH INFILTRATION FACILITIES
- NW 195TH PL AND RICHMOND BEACH DR FLOODING
- **LINDEN NEIGHBORHOOD FLOOD REDUCTION**



2023-2028 Surface Water Capital Fund

Repair and Replacement and Projects:
9 Projects – \$20.88 Million

- HIDDEN LAKE DAM REMOVAL
- PUMP STATION 26 IMPROVEMENTS
- PUMP STATION 30 UPGRADES
- PUMP STATION MISCELLANEOUS IMPROVEMENTS
- STORMWATER PIPE REPLACEMENT PROGRAM
- BARNACLE CREEK
- STORM CREEK EROSION REPAIR
- 16TH AVE NW STORM DRAIN STABILIZATION
- SURFACE WATER SMALL PROJECTS



2023-2028 Surface Water Capital Fund

Other Projects:

3 Projects – \$1.61 Million

- SURFACE WATER MASTER PLAN
- SYSTEM CAPACITY MODELING
- STRATEGIC OPPORTUNITIES
PROJECTS



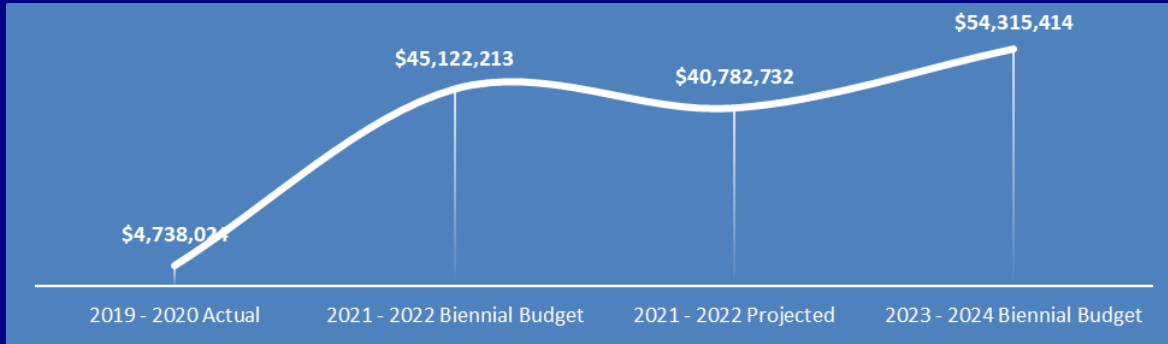
Wastewater Utility

Wastewater Utility

(Pages 249, 274, 431)

2023-2024 BUDGET

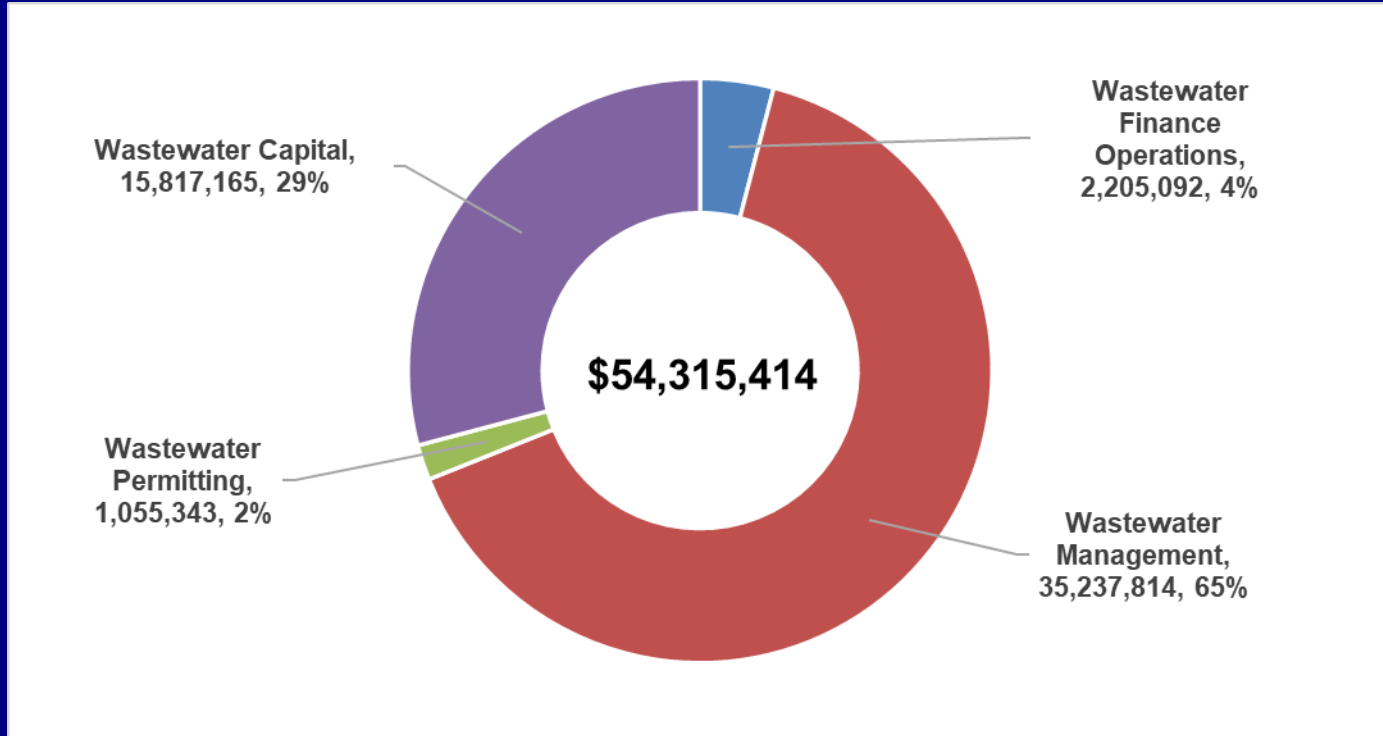
Expenditure Comparison



Staffing Trend



Wastewater Utility 2023-2024 Budget



Wastewater Water Utility

2023-24 BUDGET CHANGES

One-Time

- Wastewater Condition Assessment Program

On-going

- Implementation of expanded low-income rate program (2024)
- 0.25 FTE Accountant (offset by professional services reduction)
- 0.50 FTE CIP Project Planning (shared position project supported)

2023-2028 Waste Water Capital Fund

Capacity Projects: 6 Projects – \$6.36 Million

- LIFT STATION 12
- LIFT STATION 15
- LIFT STATION 5
REHABILITATION
- LIFT STATION 14
REHABILITATION
- LIFT STATION 3 BACK UP
POWER
- LIFT STATION 11 BACKUP
POWER



2023-2028 Waste Water Capital Fund

Repair and Replacement: 13 Projects – \$31.49 Million

- WW REPAIR AND PIPE REPLACEMENT
- HYDRAULIC MODEL
- NE 200TH ST PIPE REPLACEMENT
- 25TH AVE NE PIPE REPLACEMENT
- N185TH ST PIPE REPLACEMENT
- 1ST AVE NE PIPE REPLACEMENT
- N 155TH ST PIPE REPLACEMENT
- INTERURBAN TRAIL PIPE REPLACEMENT
- NE 185TH STREET PIPE REPLACEMENT
- WESTMINSTER WAY PIPE REPLACEMENT
- N 160TH ST PIPE REPLACEMENT
- N175TH ST PIPE REPLACEMENT
- CARLYLE HALL RD PIPE REPLACEMENT



2023-2028 Waste Water Capital Fund

Other Projects: 3 Projects – \$2.49 Million

- O&M RIDGECREST 5
- LINDEN MAINTENANCE FACILITY IT UPGRADES
- LINDEN MAINTENANCE FACILITY EMERGENCY GENERATOR

Wastewater Water Utility

2022 Wastewater Rate Study

Council Discussions – April 4, July 25, August 8

- Evaluated & Incorporated Financial Policy Changes
- Created Long Range Financial Plan that supports funding for operations and the implementation of the 2021 RWD Master Plan
- Updates the GFC Charge to incorporate changing rules of City vs District
- Based on 2021 and 2022 Projected expenses

Wastewater Water Utility

2022 Wastewater Rate Study

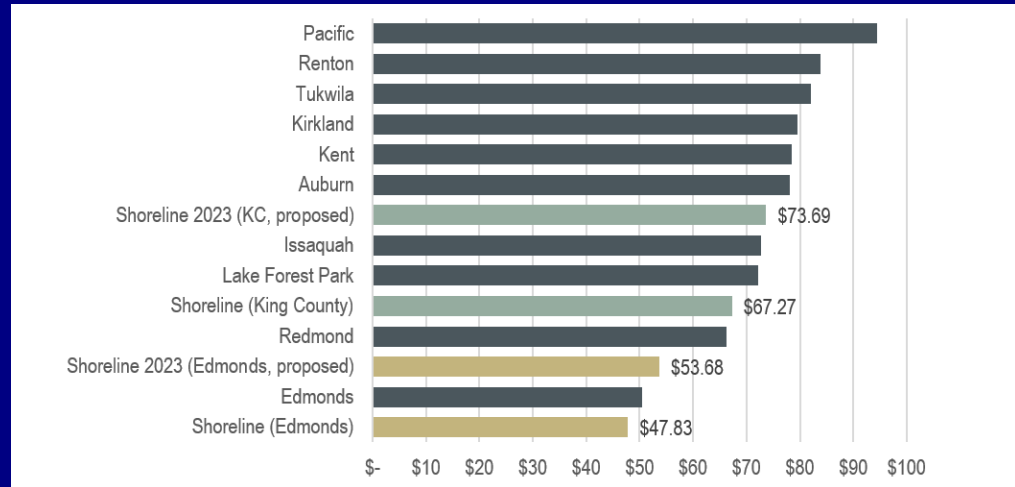
Rate Impacts:

\$4.10 per month increase required in 2023-2026

\$2.25 per month increase required in 2027-2028

Jurisdiction Comparison
of total bill – including
treatment charges

*Note that proposed rates are
comparing to 2022 rates for other
Jurisdictions and are still below the
median.

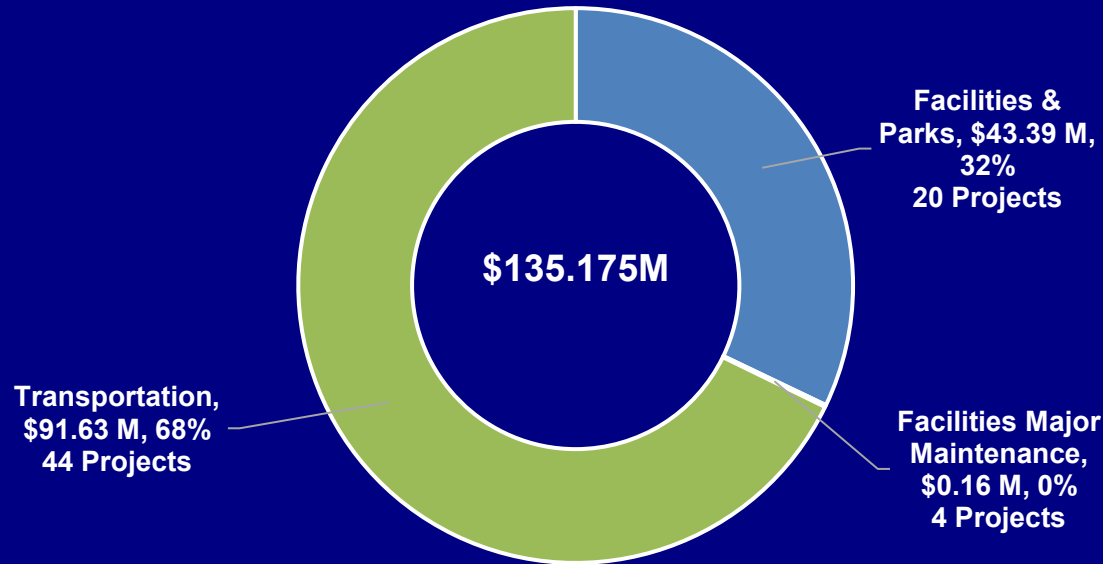


2023 – 2028 Proposed Capital Improvement Plan

- General Capital Fund
- City Facilities – Major Maintenance Fund
- Roads Capital Fund

2023-2024 Proposed Capital Improvement Plan

(Pages 285 - 414)



Capital Programs

2023-2024 BUDGET CHANGES

One Time Investments:

- Project Management Software

On-going Investment

- .5 FTE IT Functional Analyst to support Project Management Software
- .5 FTE Urban Forester

2023-2028 General Capital Fund

(Page 301)

Parks Maintenance Projects: 5 Projects – \$8.03 Million

- KING COUNTY, TRAILS AND OPEN SPACE REPLACEMENT LEVY
- PARK ECOLOGICAL RESTORATION PROGRAM
- PARKS REPAIR AND REPLACEMENT
- PLAYGROUND REPLACEMENT
- TURF & LIGHTING REPAIR AND REPLACEMENT

2023-2028 General Capital Fund

Facilities Projects: 2 Projects – \$54.07 Million

- CITY MAINTENANCE FACILITY
- PARKS RESTROOM RENOVATION

2023-2028 General Capital Fund

Parks Development Projects: 12 Projects – \$33.57
Million

- RICHMOND HIGHLANDS PARK
- JAMES KEOUGH PARK
- BRUGGERS BOG PARK
- HILLWOOD PARK
- BRIARCREST PARK
- BRIARCREST PARK
- SHOREVIEW PARK
- RIDGECREST PARK
- KRUCKEBERG PARK
- PARKS PUBLIC ART
- PARKS BOND ACQUISITIONS
- FUTURE PARKS IMPROVEMENT

2023-2028 City Facilities-Major Maintenance Fund

(Page 339)

Projects: 5 Projects – \$0.81 Million

– CITY HALL LONG-
TERM MAINTENANCE

– CITY HALL PARKING
GARAGE LONG-TERM
MAINTENANCE

– DUCT CLEANING

– RICHMOND

HIGHLANDS

COMMUNITY CENTER

– SPARTAN

RECREATION CENTER



2023-2028 Roads Capital Fund

(Page 355)

Pedestrian and non-motorized: 16 Projects – \$83.76 Million

- Sidewalk Rehabilitation Project
- New Sidewalks Program
- 147TH / 148TH NON-MOTORIZED BRIDGE
- 1ST AVE NE (N 145TH TO N 155TH)
- NSP 5TH AVE NE (N 175TH TO N 182ND)
- NSP 20th AVE NW
- NSP WESTMINSTER WAY N
- NSP 19TH AVE NE
- NSP BALLINGER WAY NE
- NSP DAYTON AVE (N 178TH-N RICHMOND BEACH RD)
- NSP LINDEN AVE N
- NSP MERIDIAN AVE N
- NSP 8TH AVE NW
- NSP DAYTON AVE (N 155TH TO N 160TH ST)
- NSP 15TH AVE NE
- TIB: NE 180TH ST SHARED USE PATH

2023-2028 Roads Capital Fund

Safety and Operations: 7 Projects – \$116.49 Million

- 145TH CORRIDOR - 99TH TO I5
- 145TH AND I5 INTERCHANGE
- 160TH AND GREENWOOD/INNIS ARDEN INTERSECTION
- N 175TH ST - STONE AVE N TO I5
- MERIDIAN AVE SAFETY IMPROVEMENTS
- TRAFFIC SAFETY IMPROVEMENTS
- RICHMOND BEACH MIDBLOCK CROSSING

2023-2028 Roads Capital Fund

System Preservation and Other Projects: 3 Projects –
\$9.53 Million

- ANNUAL ROAD SURFACE MAINTENANCE PROGRAM
- TRAFFIC SIGNAL REHABILITATION PROGRAM
- TRANSPORTATION MASTER PLAN

General Fund Transfers and Fund Balance

General Fund Transfers Out

Total: \$12,396,274

General Capital Fund:	
City Maintenance Facility (One-Time)	\$3,812,426
Shoreline A&B Field Replacement	\$260,000
Parks Bond Project (One-Time)	\$3,396,284
Parks Repair & Maintenance	\$100,000
Facilities – Major Maintenance Fund:	
General City Facilities	\$294,206

General Fund Transfers Out

Total: \$12,396,274

Roads Capital Fund:	
Richmond Beach Driveway Reallocation (One-Time)	\$70,000
147 th /148 th Non-Motorized Bridge (One-Time)	\$500,000
Gambling Tax Equivalent	\$195,302

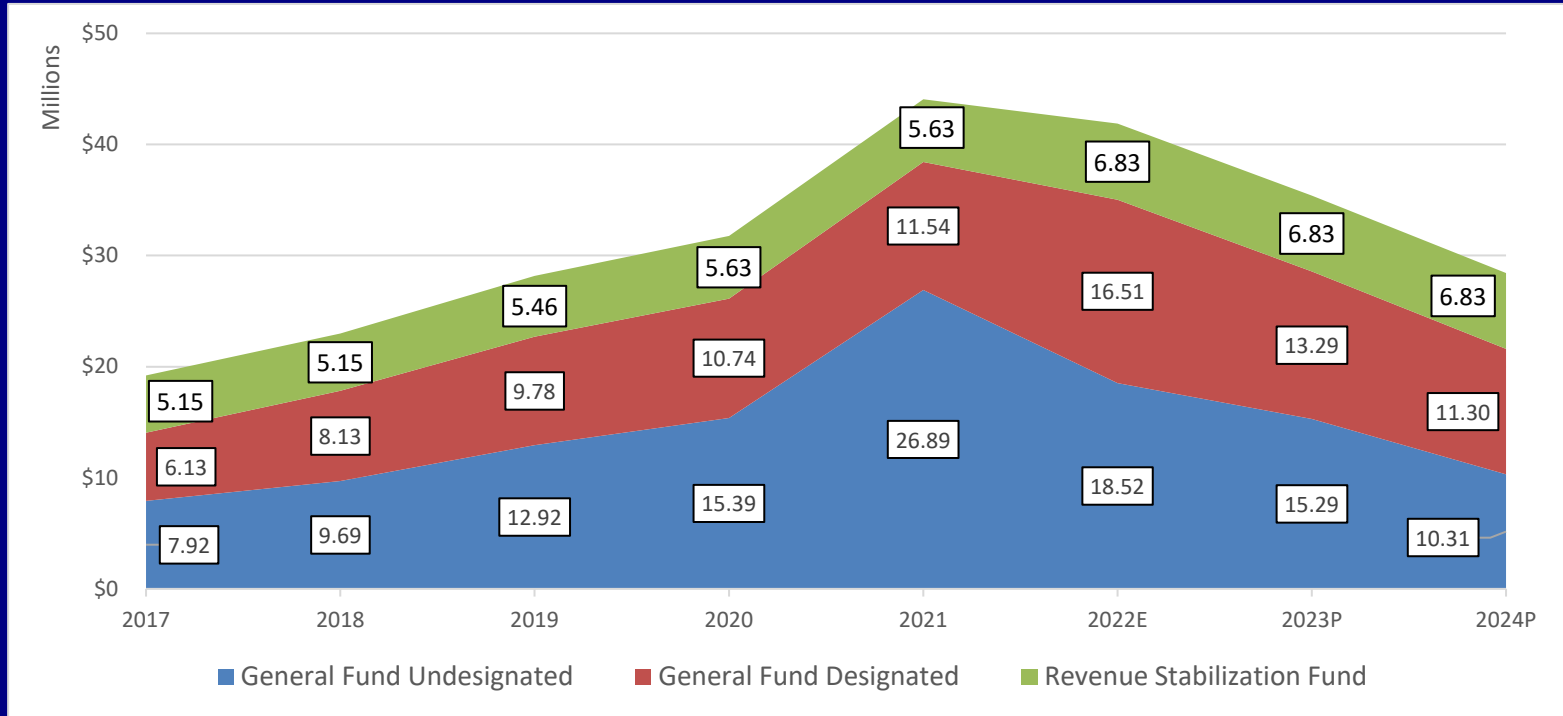
General Fund Transfers Out

Total: \$12,396,274

Debt Service Fund	
City Hall	\$847,343
North Maintenance Facility	\$515,676
Street Fund	
General Fund Support	\$2,227,215
Other	
General Fund portion for upgrades to scheduled vehicle replacements and acquisitions	\$142,822
Unemployment Fund Transfer	\$35,000

General Reserves

Ending Fund Balance by Year



Debt Service Payments & Other Funds

Debt Service Funds

(Pages 95 – 98, 260 – 266)

2009/2019 General Obligation Bond

- City Hall
- Repayment Sources:
 - Real Estate Excise Tax (General Capital Fund)
 - General Fund

2013 General Obligation Bond

- City Maintenance Facility
- Repayment Source: General Fund

2019 Sidewalk Limited Tax General Obligation Bond

- Sidewalk expansion and/or repair
- Repayment Source: Transportation Benefit District 0.2% Sales Tax Rate

2021 VLF Revenue Bond

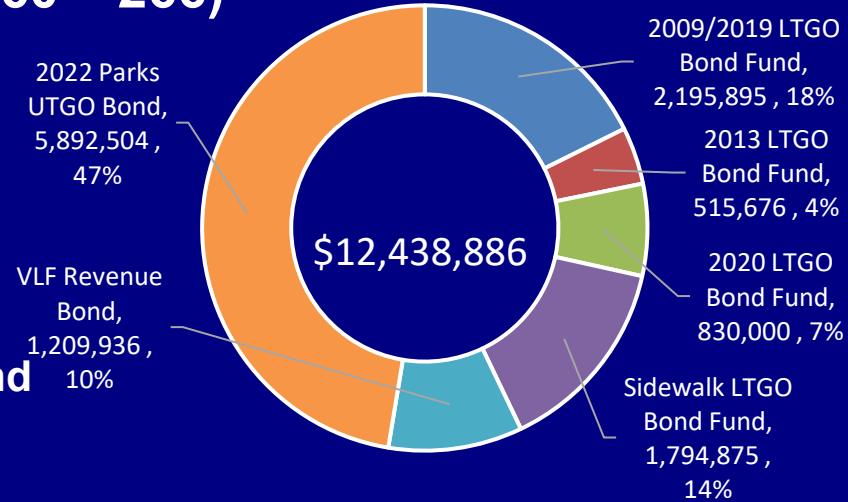
- Sidewalk rehabilitation and Annual Road Surface Maintenance
- Repayment Source: \$20 Transportation Benefit District Vehicle License Fee

2022 Bond Anticipation Notes (BAN)

- Property Acquisition for the Parks, Recreation and Open Space Plan
- Repayment Source: Shoreline Storage Net Income, potential future BAN or Bond Measure

2022 Parks Unlimited Tax General Obligation (UTGO) Bond

- Deliver 8 Park Improvement Projects, purchase property for future park development and install public art throughout the City
- Repayment Source: Voter Approved Excess Property Tax Levy



<u>OTHER FUNDS</u>	<u>Expenditures</u>
Code Abatement	\$200,000
Equipment Replacement Fund	\$229,618
State Drug Enforcement Forfeiture Fund	\$36,486
Federal Crime Forfeiture Fund	\$0
Vehicle Maintenance and Operations Fund	\$616,192
Federal Drug Enforcement Forfeiture Fund	\$26,000
Public Art Fund	\$205,321
Unemployment Fund	\$35,000
Transportation Impact Fees Fund	\$713,659
Park Impact Fees Fund	\$0

Budget Workshop Review Schedule

November 7	November 9	November 14	November 21
Public Hearings & Discussion	Council Amendments submitted to staff by 5PM	Public Hearing & Discussion	Budget Adoption
<ul style="list-style-type: none"> • <i>2023 Property Tax Levy</i> 		<i>Discussion on proposed amendments</i>	<i>2023-2024 Proposed Budget</i>
<ul style="list-style-type: none"> • <i>2023-2024 Revenue Sources</i> 			<i>2023-2028 CIP</i>
<ul style="list-style-type: none"> • <i>2023 Fee Schedules</i> 			<i>2023 Salary Schedule</i>
<ul style="list-style-type: none"> • <i>2023 Salary Schedule</i> 			<i>2023 Fee Schedule</i>

Questions / Comments