

2023-2024 Biennial Budget

October 10, 2022

Presented by

Debbie Tarry, City Manager

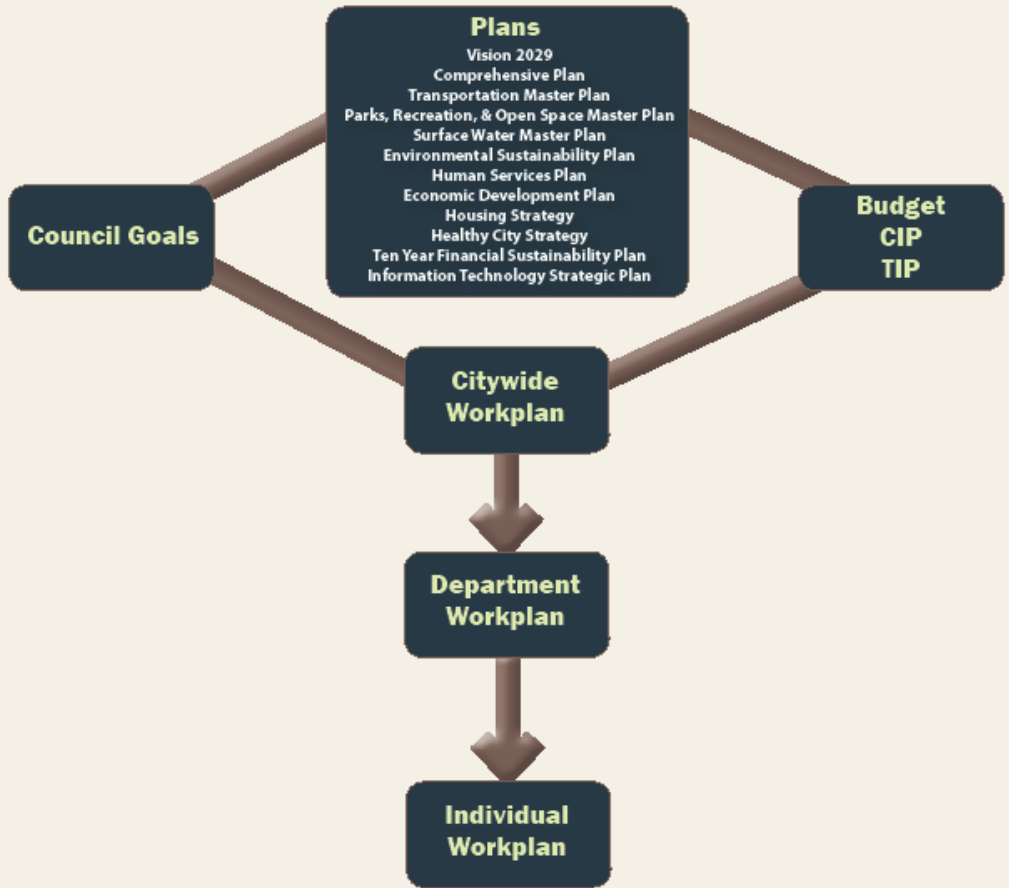
Sara Lane, Administrative Services Director



Agenda

- 2023-2024 Biennial Budget presentation
 - Context for the work we do
 - City Council Goals, City Workplan
 - City Manager Recommendations
- Budget Highlights
- Budget Process & Schedule





2023-2024 Biennial Budget

- Budget allocates financial and staffing resources
- Delivery of Public Service and Organizational Goals
 - Highly Valued Public Service
 - Organizational Strength
 - Fiscal Sustainability
 - Achieve Council Goals



2023-2024 Biennial Budget

- \$358.186 M Balanced Budget
 - \$125.631 M Operating Budget
 - \$135.175 M Capital Budget
- Bond Rating AA+ (S&P “Stable”)
- 25 yrs Unmodified Financial Statement Audit Opinions
- 21 years of GFOA Budget Awards



At a Glance

WHAT IT DOES:

- Provides Resources for Priority Services
- Maintains Highest Priority Services
- Increases Human Services Funding per Council Policy
- Addresses Council Priorities
- Implements Wastewater Master Plan
- Implements 2022 Parks Bond Projects
- Maintains Reserves within Policy Guidance
- Provides a Recommendation for Potential LLL Passage

At a Glance

City Manager Recommended Amendment (If Voters approve LLL)

Addresses some critical operational needs including:

- Technology and Human Resources Support
- Recreation Programming



At a Glance

WHAT IT DOES NOT DO:

- Provide Funding for All Needs/Desires including:
 - Recommended Technology staffing
 - Ongoing Hang-Time staffing
 - Funding to meet all sidewalk, transportation, and park priorities identified in plans

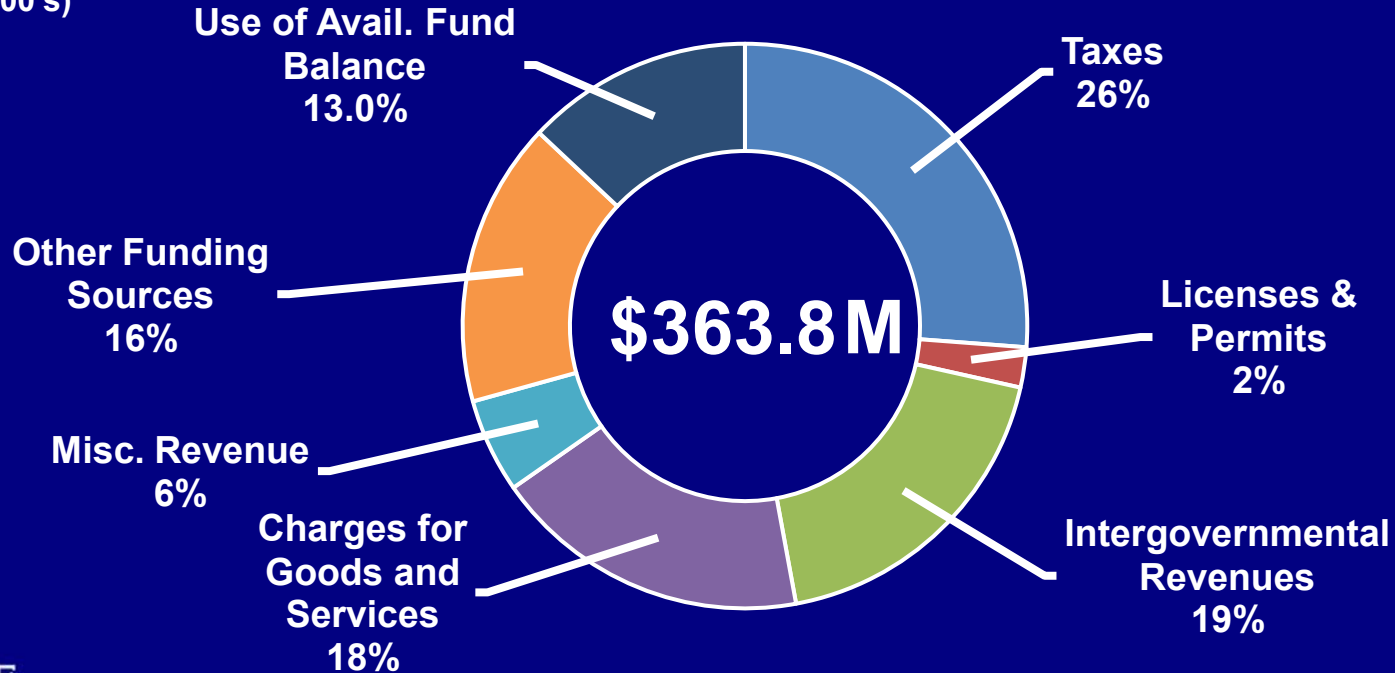
2023-2024 Budget Highlights



Where Will the Money Come From?

Total Budget: \$363.812 Million

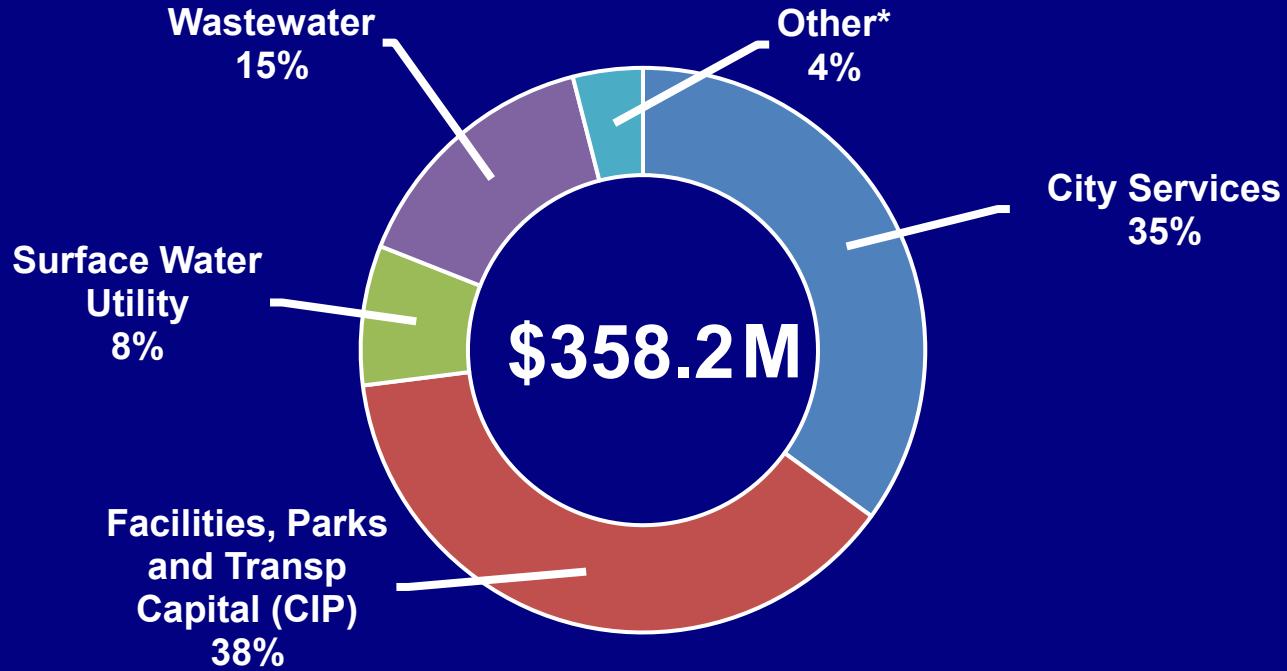
• (\$ in '000's)



Where Will the Money Go?

Total Budget: \$358.186 Million

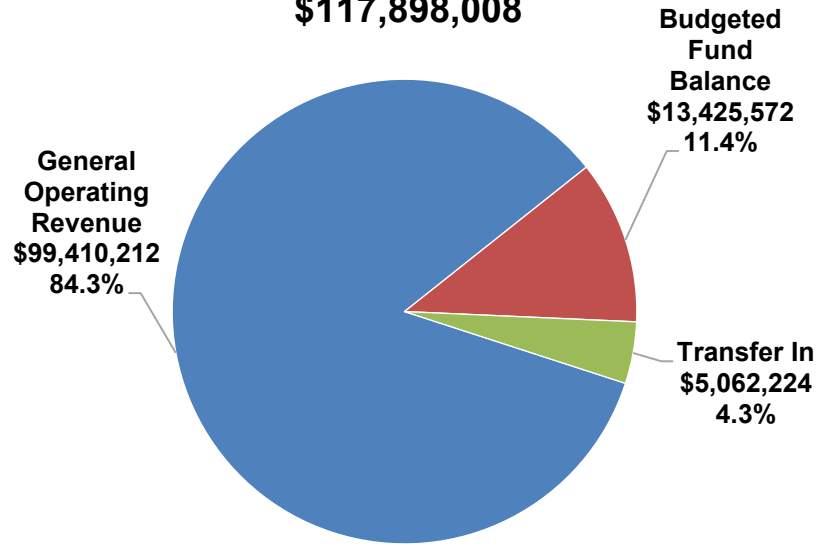
(\$ in '000's)



Operating Budget Resources \$125.655 Million

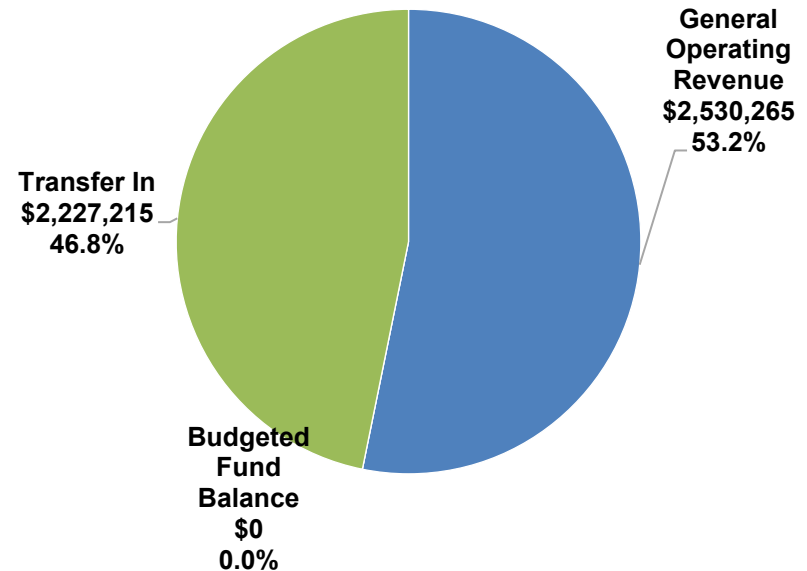
General Fund

\$117,898,008




Street Fund

\$4,757,480




Property Tax: Regular Levy without Levy Lid Lift (LLL)

- 2023-2024 Budget - \$31.024 M without LLL
- Vote on replacement of LLL - November 8, 2022
- LLL resets rate up to \$1.39



2022 Property Tax Levy Allocation

- Who levies taxes for Shoreline property owners?



Regular FTE Summary

2023 FTEs by Fund and Department											
Department	City										Total
	General Fund	Street Fund	Public Arts Fund	General Capital Fund	Facilities Major Main. Fund	Roads Capital Fund	Surface Water Utility	Wastewater Utility	Vehicle Operations Fund		
City Council	7.00	0.00	0.00	0.00	0.00	0.00	0.00	0.00	0.00	0.00	7.00
City Manager	21.00	0.00	0.00	0.00	0.00	0.00	0.00	0.25	0.00	0.00	21.25
Recreation, Cultural, & Community Services	28.45	0.00	0.50	0.25	0.00	0.00	0.00	0.00	0.00	0.00	29.20
City Attorney	3.00	0.00	0.00	0.00	0.00	0.00	0.00	0.00	0.00	0.00	3.00
Administrative Services	37.73	0.00	0.00	2.13	0.00	0.38	0.13	4.68	0.00	0.00	45.03
Human Resources	3.00	0.00	0.00	0.00	0.00	0.00	0.00	0.00	0.00	0.00	3.00
Planning & Community Development	26.82	0.00	0.00	0.00	0.00	0.00	0.00	0.18	0.00	0.00	27.00
Public Works	20.26	9.72	0.00	0.75	0.00	12.99	16.14	15.15	0.00	0.00	75.00
2023 TOTAL	147.25	9.72	0.50	3.13	0.00	13.37	16.27	20.25	0.00	0.00	210.48
2022 TOTAL	146.55	9.72	0.50	2.17	0.00	14.08	17.55	17.91	0.00	0.00	208.48
Difference between 2023 and 2022*	0.70	0.00	0.00	0.96	0.00	-0.72	-1.29	2.35	0.00	0.00	2.00

*Difference due to reduction of 0.74 Light Rail staff as project is nearing completion, addition of .50 temp Rec Specialist, .25 WW Accounting, 1.0 Maintenance Worker, & 1.0 IT Functional Analyst



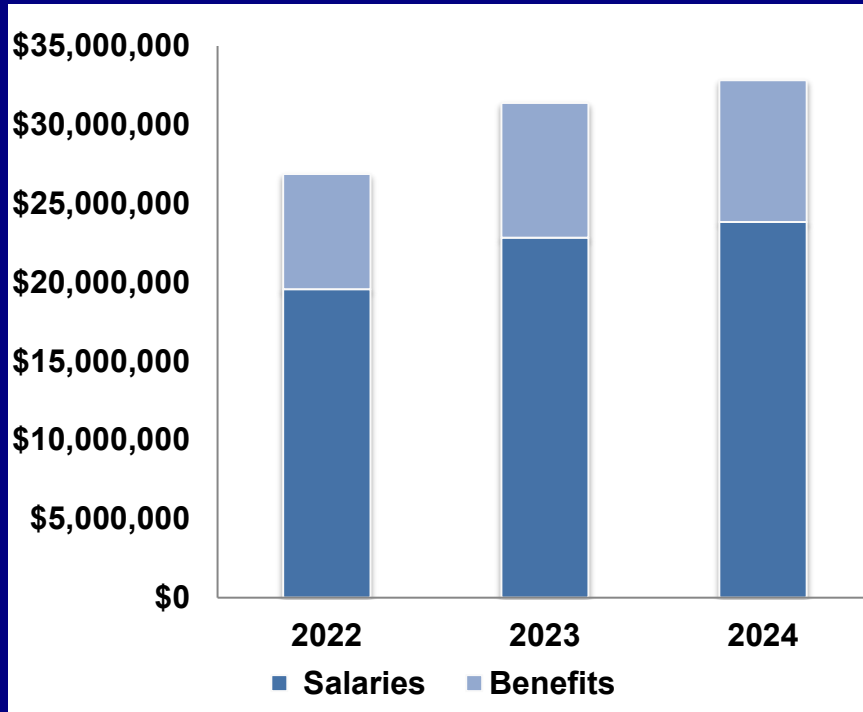
Regular FTE Summary

2024 FTEs by Fund and Department										
Department	General Fund	Street Fund	Public Arts Fund	City			Surface Water Utility	Wastewater Utility	Vehicle Operations Fund	Total
				General Capital Fund	Facilities Major Main. Fund	Roads Capital Fund				
City Council	7.00	0.00	0.00	0.00	0.00	0.00	0.00	0.00	0.00	7.00
City Manager	21.66	0.00	0.00	0.00	0.00	0.15	0.11	0.36	0.00	22.29
Recreation, Cultural, & Community Service	28.45	0.00	0.50	0.25	0.00	0.00	0.00	0.00	0.00	29.20
City Attorney	3.00	0.00	0.00	0.00	0.00	0.00	0.00	0.00	0.00	3.00
Administrative Services	37.98	0.00	0.00	2.13	0.00	0.13	0.13	4.68	0.00	45.03
Human Resources	3.00	0.00	0.00	0.00	0.00	0.00	0.00	0.00	0.00	3.00
Planning & Community Development	26.82	0.00	0.00	0.00	0.00	0.00	0.00	0.18	0.00	27.00
Public Works	20.64	9.72	0.00	0.79	0.00	12.02	16.61	15.23	0.00	75.00
2024 TOTAL	148.54	9.72	0.50	3.17	0.00	12.30	16.85	20.44	0.00	211.51
2023 TOTAL	147.26	9.72	0.50	3.13	0.00	13.37	16.27	20.25	0.00	210.49
Difference between 2024 and 2023*	1.28	0.00	0.00	0.04	0.00	-1.07	0.58	0.19	0.00	1.03

*Difference due to reduction of .97 light rail staff as project is completed in July 24 & addition of 2 Parking Enforcement Officers



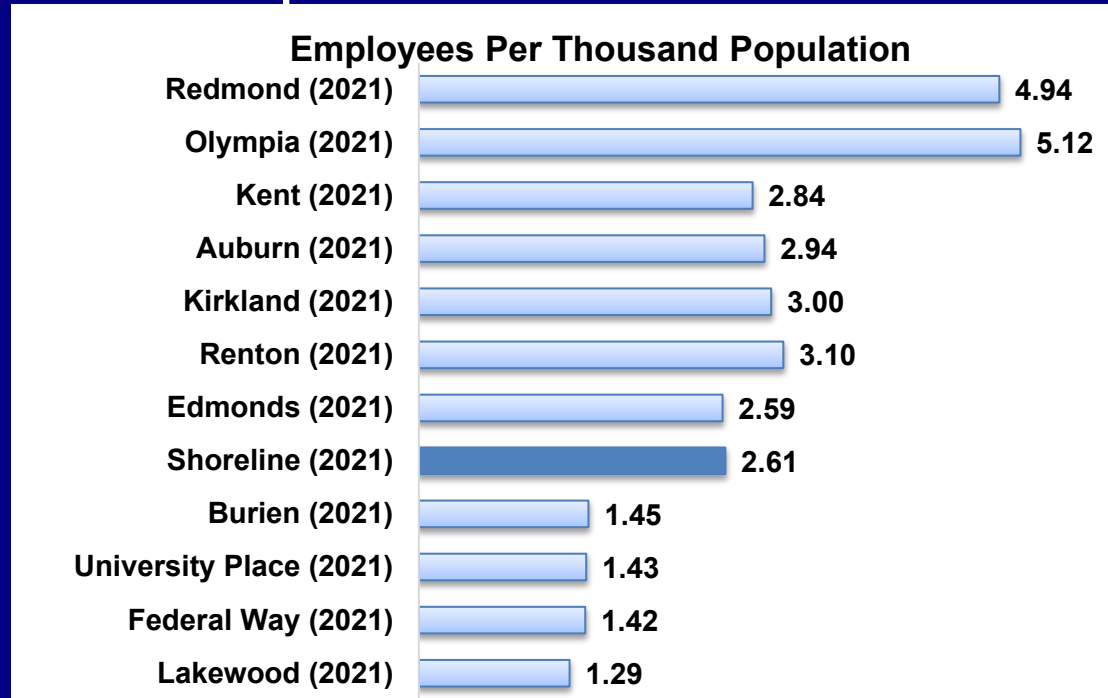
2023-2024 Personnel Cost Changes



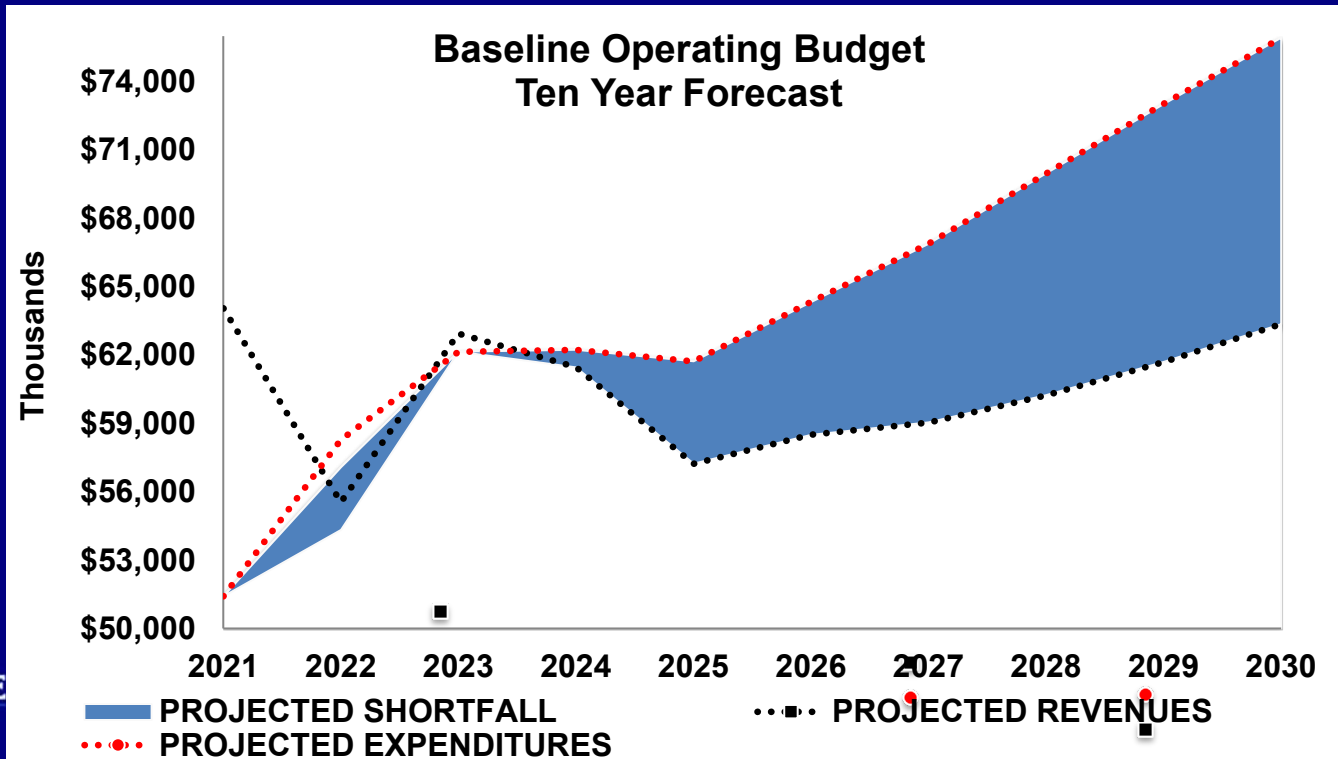
- City's Compensation Policy
 - Maintains Median Position of City's Labor Market Cities
 - Cost of Living Adjustment
 - 2023: 7.76%
 - 2024 projected: 4.5%
- Accounts for Benefit Rate Changes
- Reflects elimination of positions / new positions / reclassifications

Comparison of City Staffing Levels

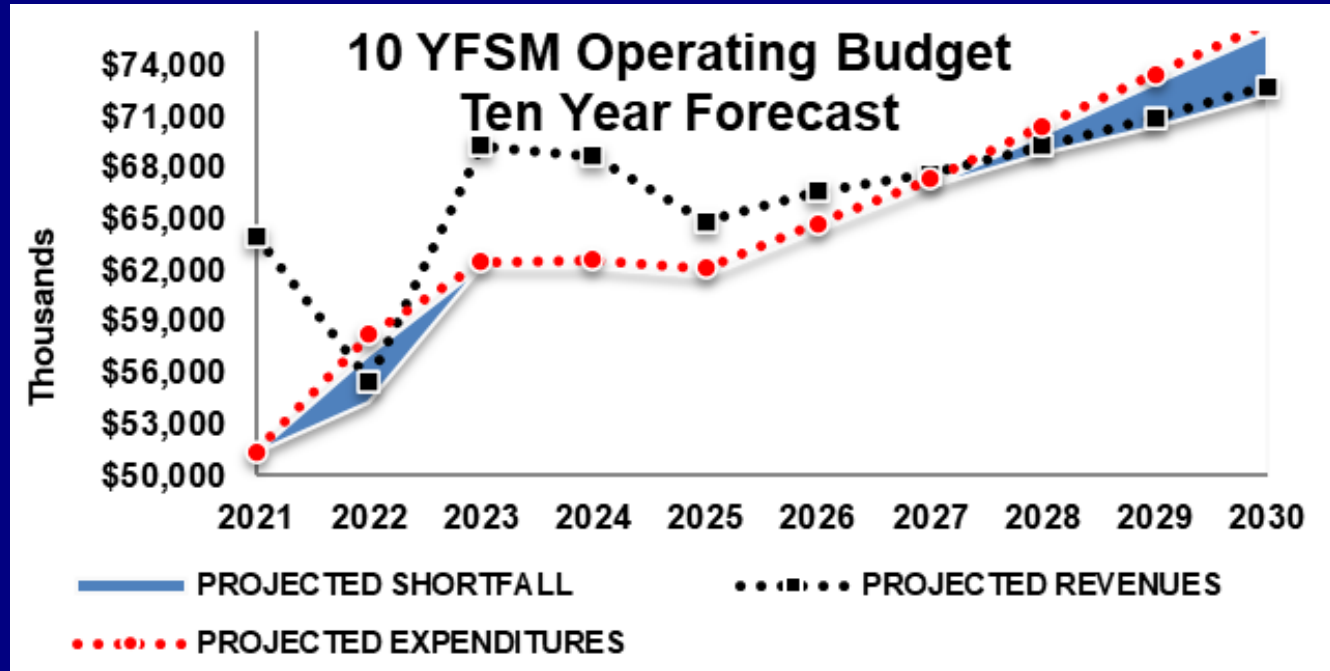
- Excludes Police, Fire, Utilities, Special Business Enterprises



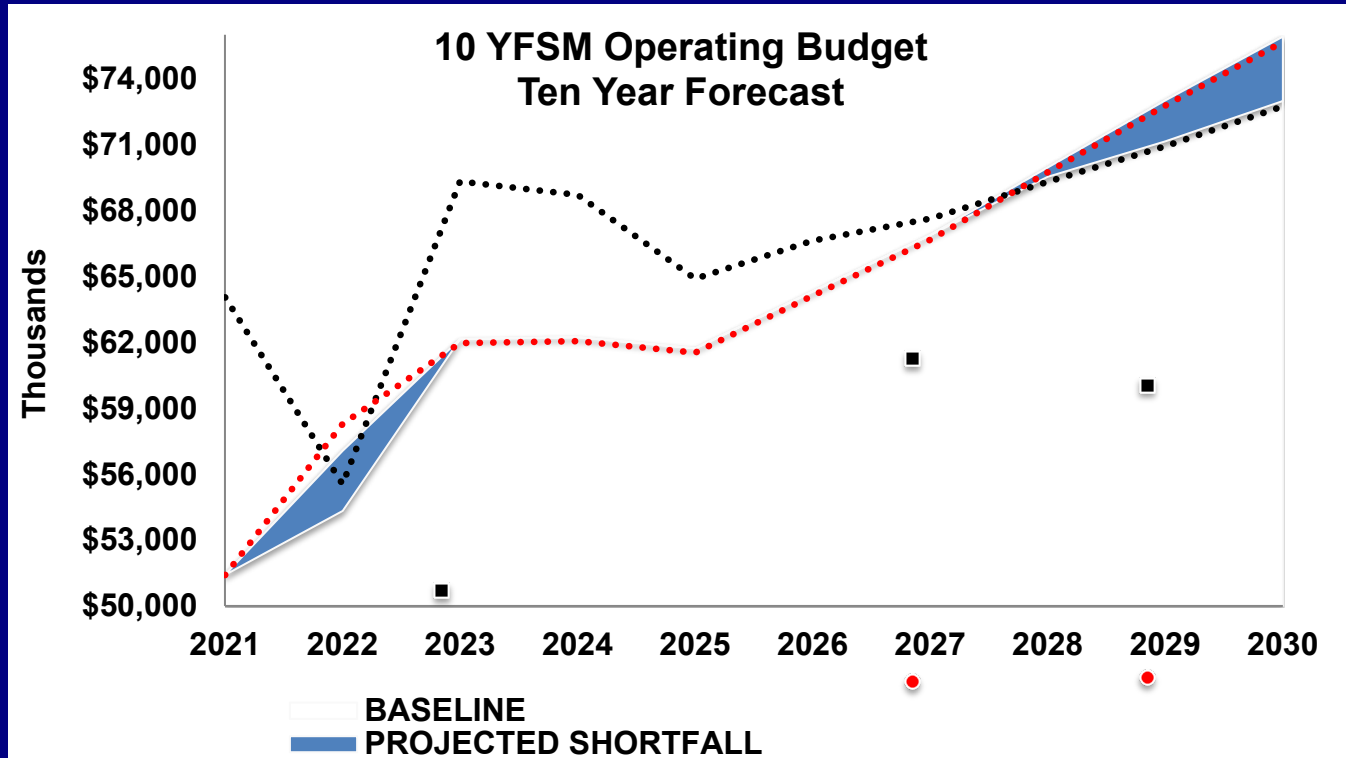
Ten Year Forecast



Ten Year Forecast



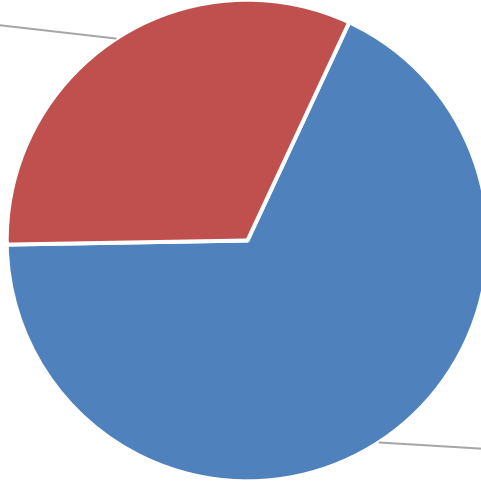
Ten Year Forecast



2023-2024 Capital Budget \$135.175 Million

(\$ in '000's)

Facilities & Parks
\$43,545,483
32%



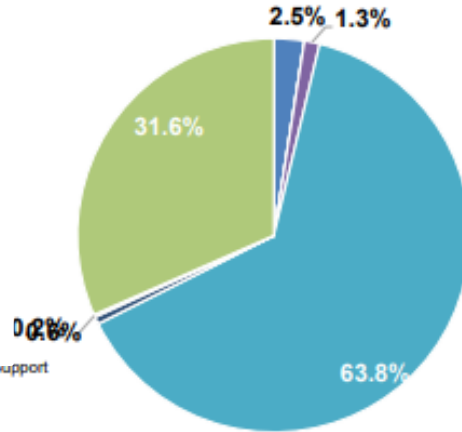
Transportation
\$91,629,301
68%

2023-2024 Surface Water Management Fund

\$28.494 Million

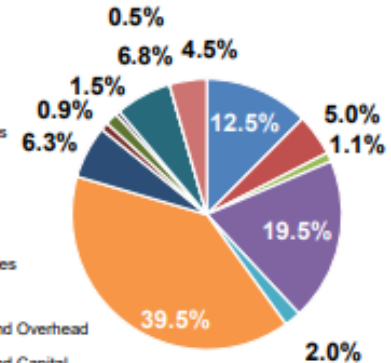
2023 - 2024 Funding Sources

- Budgeted Use of Fund Balance
- Taxes
- Licenses & Permits
- Intergovernmental Revenues
- Charges for Goods and Services
- Fines and Forfeits
- Miscellaneous Revenues
- Investment Earnings
- Proceeds from Capital Assets
- Capital Contributions
- Transfers In General Fund
- Transfers In General Fund Capital Support
- Transfers In General Fund Support
- Other Transfers In
- Other Financing Sources



2023 - 2024 Use of Funds

- Salaries & Wages
- Personnel Benefits
- Supplies
- Other Services & Charges
- Intergovernmental Services
- Capital Outlays
- Debt Services - Principal
- Debt Services - Interest
- Interfund Payments/Charges
- Contingency
- Transfers Out General Fund Overhead
- Transfers Out General Fund Capital Support
- Transfers Out Debt Service
- Other Transfers Out

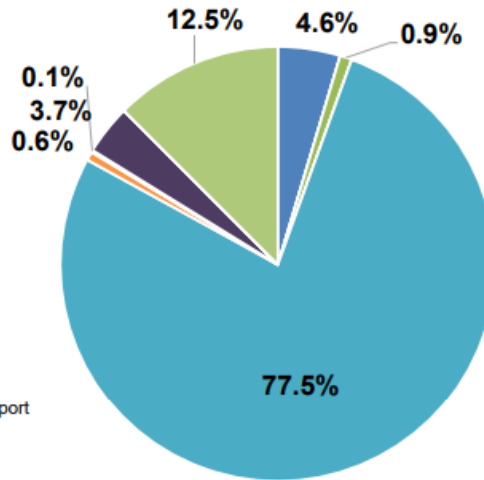


2023-2024 Wastewater Fund

\$54.315 Million

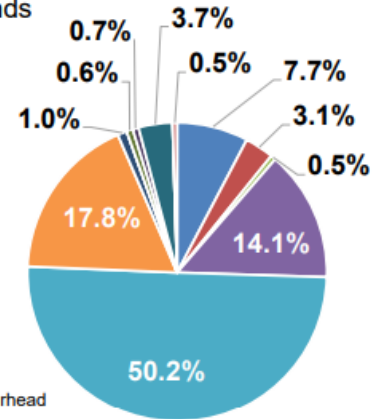
2023 - 2024 Funding Sources

- Budgeted Use of Fund Balance
- Taxes
- Licenses & Permits
- Intergovernmental Revenues
- Charges for Goods and Services
- Fines and Forfeits
- Miscellaneous Revenues
- Investment Earnings
- Proceeds from Capital Assets
- Capital Contributions
- Transfers In General Fund Overhead
- Transfers In General Fund Capital Support
- Transfers In General Fund Support
- Other Transfers In
- Other Financing Sources



2023 - 2024 Use of Funds

- Salaries & Wages
- Personnel Benefits
- Supplies
- Other Services & Charges
- Intergovernmental Services
- Capital Outlays
- Debt Services - Principal
- Debt Services - Interest
- Interfund Payments/Charges
- Contingency
- Transfers Out General Fund Overhead
- Transfers Out General Fund Capital Support
- Transfers Out Debt Service
- Other Transfers Out



Budget Process & Schedule



Budget & CIP Review Schedule



October 10

Transmittal of Proposed Biennial Budget and CIP



October 17

Review of Department Budgets

October 24

Continued Review of Department Budgets and
Review of CIP

November 7

Public Hearing on Property Tax Levy & Revenue Sources
Public Hearing on Proposed Biennial Budget

November 14

Public Hearing on Proposed Biennial Budget and CIP

November 21

Adoption of 2023-2024 Budget and 2023-2028 CIP
Adoption of 2023 Property Tax Levy
Adoption of 2023 Fee Schedule



Budget Information

- The Biennial Budget will be available online at the City's website at:
 - Click on Budget & CIP Policies under the Government tab
- Budget Books on CD available for purchase at City Hall



Conclusion

- 2023-2024 Proposed Biennial Budget
 - Supports Council Goals / Community Vision
 - Maintains reserves / strong fund balances
 - Maintains / improves parks, roads, drainage systems
 - Provides service levels that continue to benefit the entire Shoreline community
 - Does not satisfy all community and organizational needs / desires



Questions / Comments

