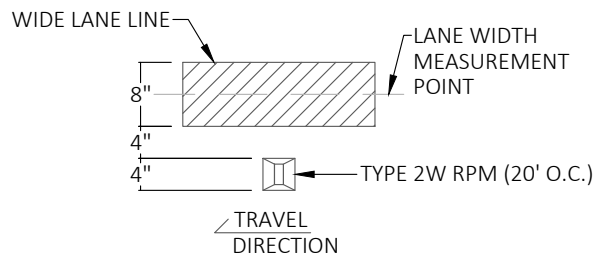
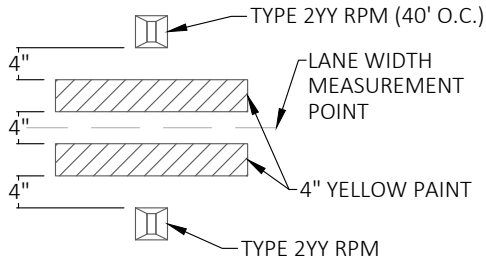


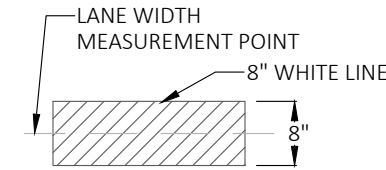
**DETAIL A1 - WIDE LANE LINE (RIGHT TURN APPROACH)**



**DETAIL A2 - WIDE LANE LINE (LEFT TURN APPROACH)**

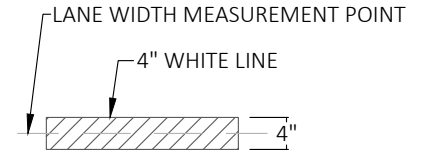


**DETAIL B - DOUBLE CENTERLINE**

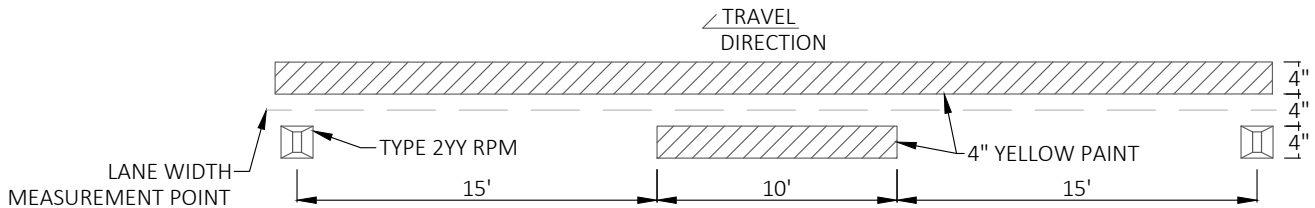


\* SEE PROJECT MANUAL FOR MATERIAL TYPE

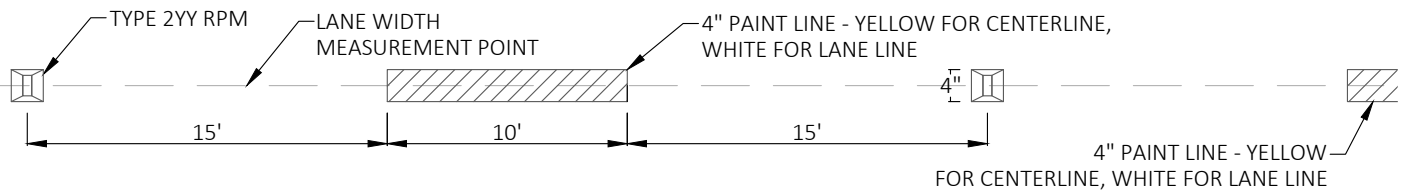
**DETAIL F - BIKE LANE LINE**



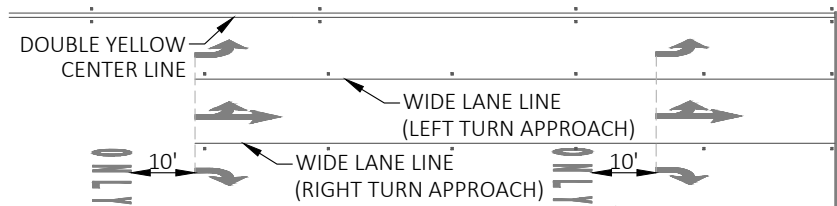
**DETAIL E - SOLID LANE LINE**



**DETAIL C - TWO-WAY LEFT TURN LANE LINE**



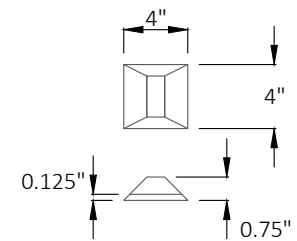
**DETAIL D - CENTER LINE & LANE LINE**



NOTES:

1. "ONLY" LEGENDS ARE OPTIONAL
2. TRAFFIC ARROWS SHOULD BE ALIGNED BY THE BASE OF THE LEGEND AND CENTERED IN THE LANE
3. TRAFFIC ARROWS SHALL BE PER WSDOT STD PLAN M-24.40-02 (LOW SPEED)
4. TRAFFIC LETTERS AND NUMBERS SHALL BE PER WSDOT STD PLAN M-80.10-01 - LOW SPEED APPLICATIONS

**DETAIL G - LANE LEGENDS**



**DETAIL H - TYPE 2 RPM**

**TYPE 2 RPM RAISED FACE COLORS**

TYPE 2YY	REFLECTORIZED YELLOW AND YELLOW
TYPE 2W	REFLECTORIZED WHITE - FACING TRAFFIC ONLY
TYPE 2Y	REFLECTORIZED YELLOW - FACING TRAFFIC ONLY



PUBLICATION DATE: **3/1/2022**

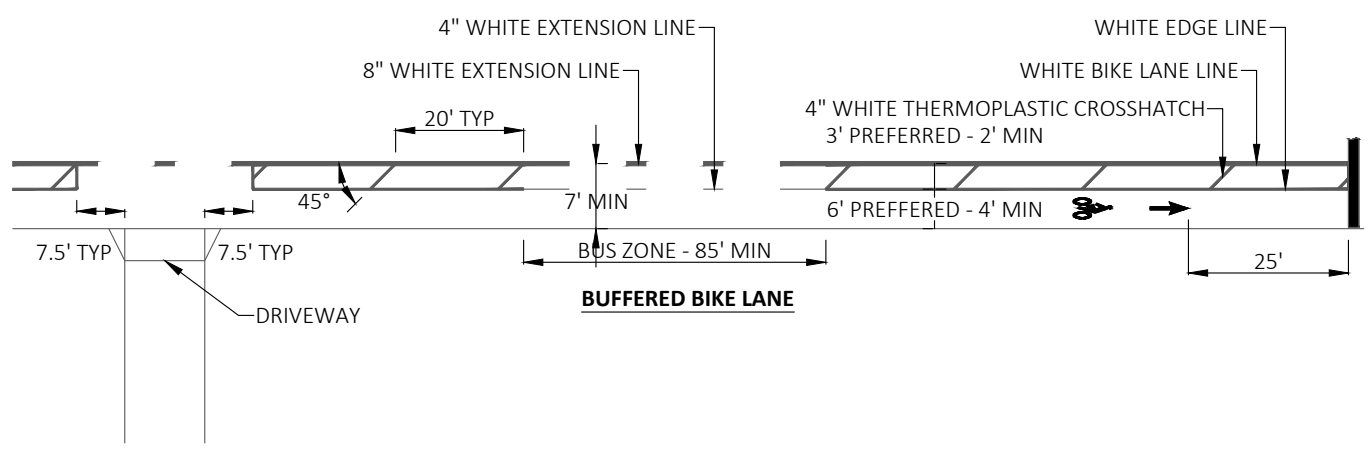
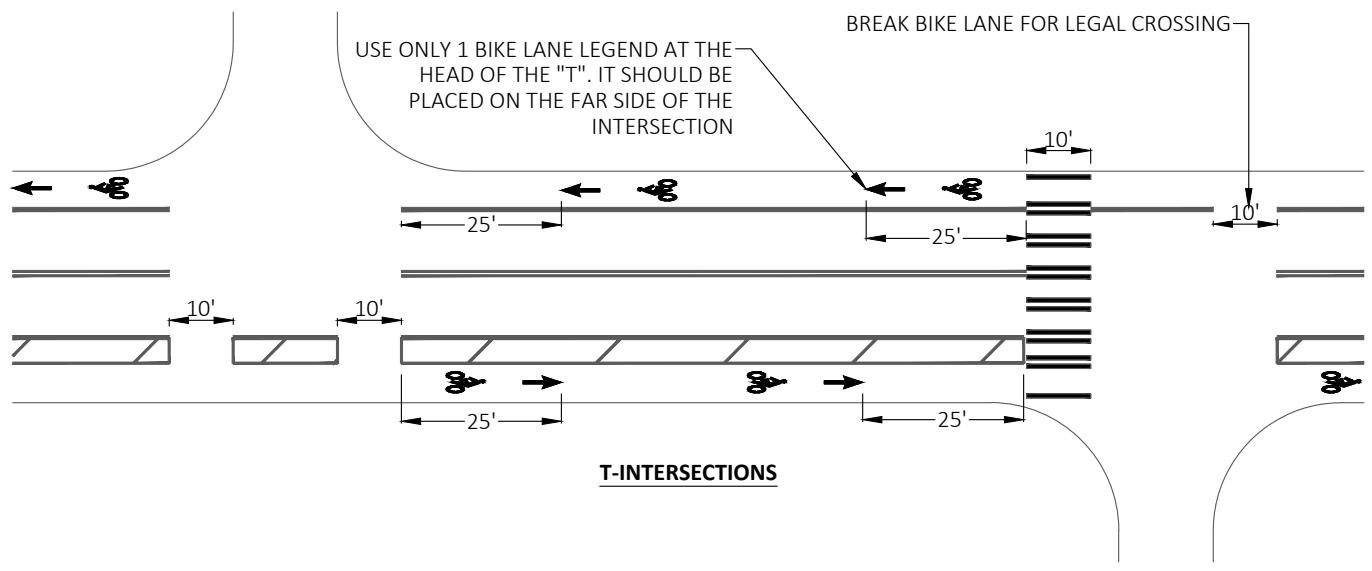
REVISION DATE: **2/11/2020**


STANDARD DETAIL NUMBER: **403**

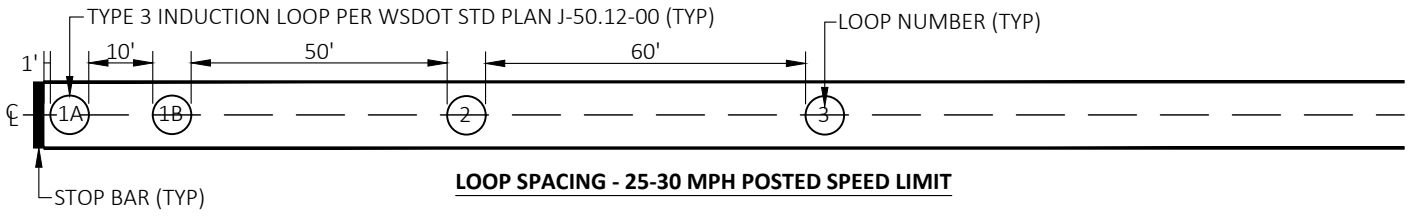
SCALE: **NOT TO SCALE**

**PAVEMENT MARKING DETAILS**

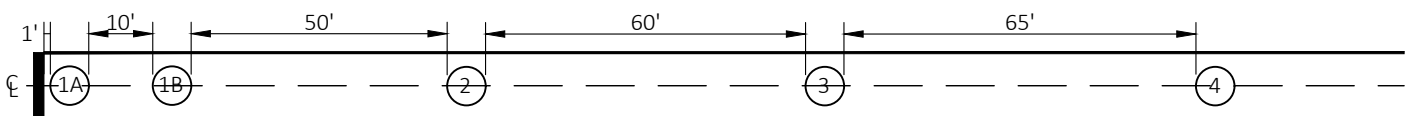




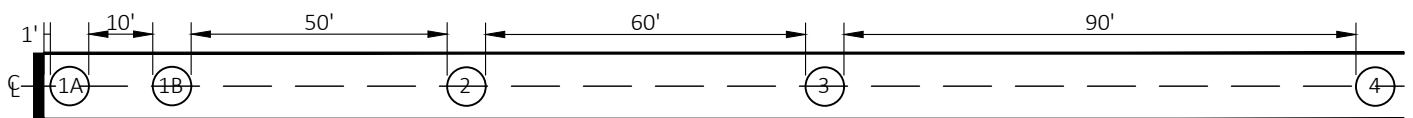
 <p>CITY OF SHORELINE Public Works</p>	PUBLICATION DATE: <b>3/1/2022</b>	REVISION DATE: <b>2/11/2020</b>
	STANDARD DETAIL NUMBER: <b>410</b>	SCALE: <b>NOT TO SCALE</b>
<b>BIKE LANE MARKINGS, SHEET 2 OF 2</b>		



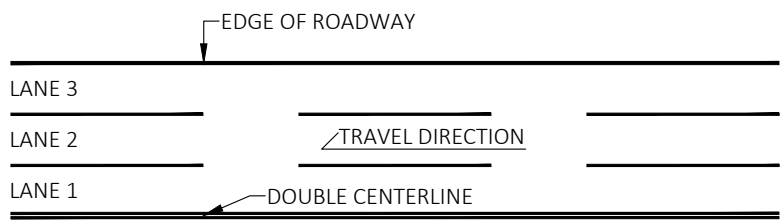
**LOOP SPACING - 25-30 MPH POSTED SPEED LIMIT**



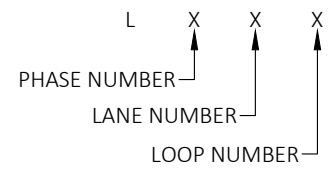
**LOOP SPACING - 35 MPH POSTED SPEED LIMIT**



**LOOP SPACING - 40 MPH POSTED SPEED LIMIT**



**LANE NUMBERING**



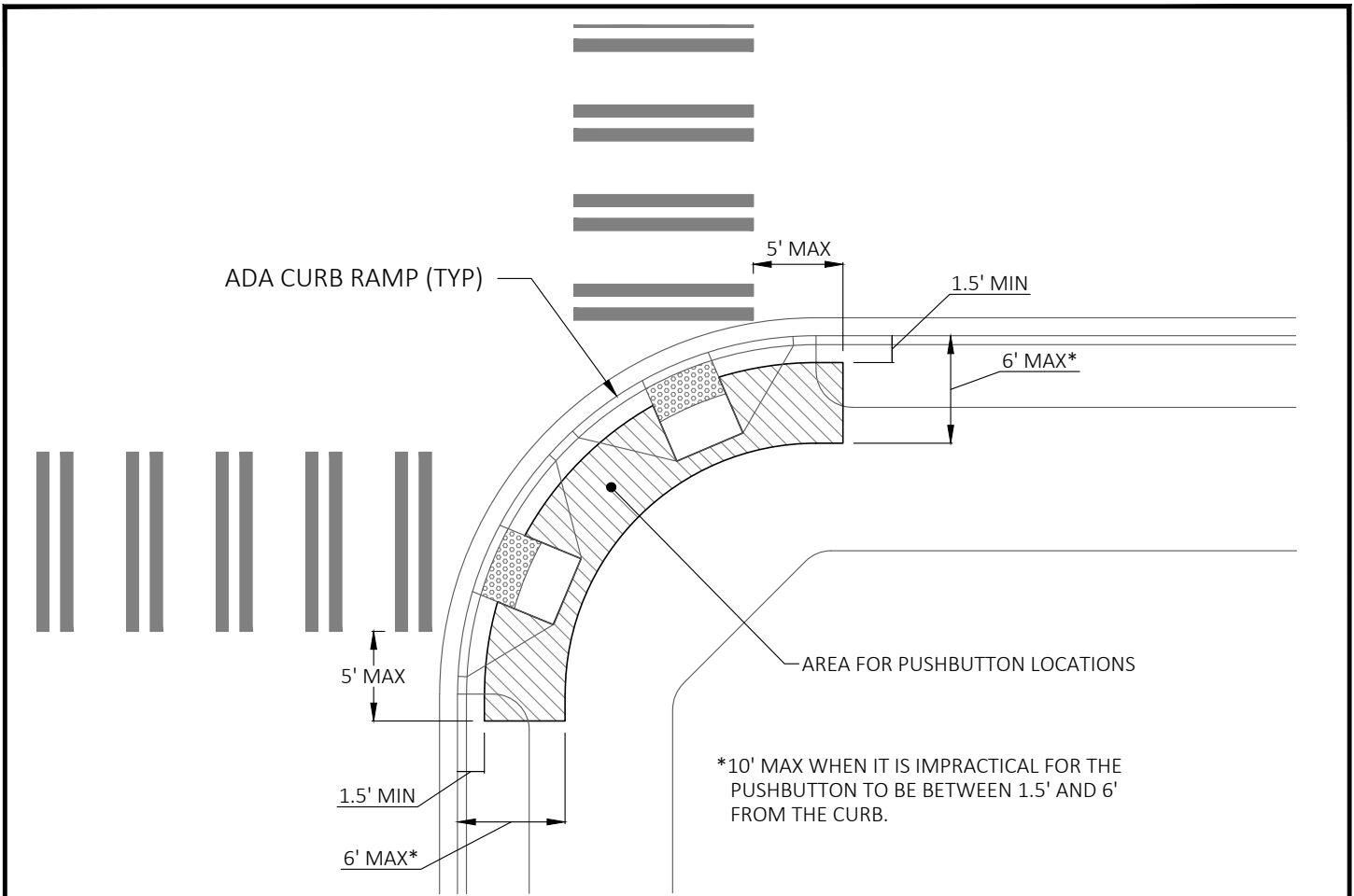
**LOOP NUMBERING**

- NOTES:**
1. SEE WSDOT STD PLAN J-50.12-00 FOR WIRING PLAN.
  2. ADVANCED LOOPS SHOULD NOT BE IN SERIES WITH STOP BAR LOOPS.
  3. LOOP SHOULD BE SEPARATED BY LANE.




PUBLICATION DATE: <b>3/1/2022</b>	REVISION DATE: <b>2/11/2020</b>
STANDARD DETAIL NUMBER: <b>420</b>	SCALE: <b>NOT TO SCALE</b>

**TRAFFIC SIGNAL LOOP**



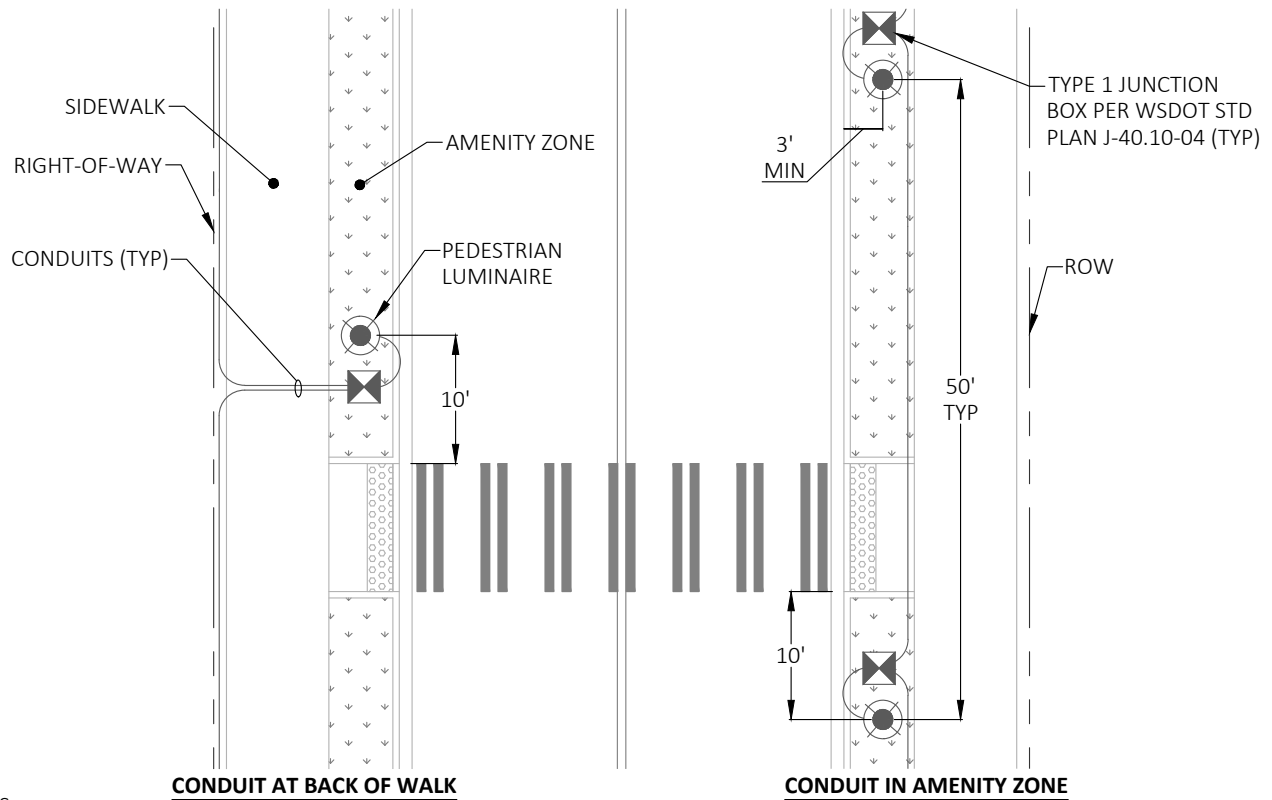
**NOTES:**

1. TWO PEDESTRIAN PUSHBUTTONS ON A CORNER SHOULD BE SEPARATED BY 10'.
2. PUSH BUTTON FACE SHOULD BE ORIENTED PARALLEL TO THE CROSSING DIRECTION.
3. PUSH BUTTON SHALL HAVE A 4' X 4' LANDING WITH LESS THAN A 2% CROSS-SLOPE IN ALL DIRECTIONS. PUSH BUTTON LANDING CAN OVERLAP WITH ADA RAMP LANDING.
4. CURB RAMPS SHOWN FOR REFERENCE ONLY. PUSH BUTTONS SHALL NOT BE LOCATED IN CURB RAMP RAMP LANDINGS OR FLARES.



PUBLICATION DATE: <b>3/1/2022</b>	REVISION DATE: <b>10/6/2021</b>
STANDARD DETAIL NUMBER: <b>430</b>	SCALE: <b>NOT TO SCALE</b>

**PEDESTRIAN PUSHBUTTON LOCATION**




**NOTES:**

1. PEDESTRIAN SCALE LIGHTING SHOULD BE DIRECTED TOWARD THE SIDEWALK, AND CAN BE USED IN COMBINATION WITH ROADWAY SCALE LIGHTING.
2. PEDESTRIAN SCALE LUMINAIRES SHALL BE MOUNTED 12 TO 14 FEET ABOVE THE SIDEWALK.
3. ALL FIXTURES SHALL BE FROM TABLE 1 AND REQUIRE APPROVAL FROM THE CITY TRAFFIC ENGINEER.
4. INTERSECTION STREET LIGHTING SHOULD BE PLACED DOWNSTREAM OF CURB RAMPS, PERPENDICULAR TO THE CURB. FOLLOWING FHWA GUIDANCE, LUMINAIRES SHOULD BE LOCATED AT LEAST 10 FEET FROM THE CROSSWALK AND POSITIONED TO LIGHT THE SIDE OF THE PEDESTRIAN FACING THE APPROACHING VEHICLE.
5. WHERE FEASIBLE, LIGHTING SHOULD BE PLACED ON THE APPROACH SIDE OF A MID-BLOCK PEDESTRIAN CROSSING TO ENHANCE VISIBILITY OF PEDESTRIANS.
6. LIGHTING SHALL COMPLY WITH SECTION 7.9 OF THE ENGINEERING DEVELOPMENT MANUAL.
7. LIGHTING DESIGN AND CONSTRUCTION SHALL BE CONSISTENT WITH THE FOLLOWING CITY OF SEATTLE STANDARD PLANS AND CONSTRUCTION STANDARDS:
  - 7.1. STD PLAN 543B - PED LIGHT POLE FOUNDATION DETAIL
  - 7.2. STD PLAN 563A - POLE MOUNTING AND GROUT DETAIL
  - 7.3. STD PLAN 463B - FESTOON OUTLET DETAIL
  - 7.4. CONSTRUCTION STANDARD 1714.50 - UNDERGROUND STREETLIGHT SYSTEMS
  - 7.5. CONSTRUCTION STANDARD 1716.34 - STREETLIGHT POLE MOUNTING & GROUTING
8. THE DECORATIVE PEDESTRIAN LIGHT WITH THE GRAY LIGHT AND LIGHT GRAY POLE SHALL BE USED WITH THE SHORT SHROUD BASE UNLESS OTHERWISE APPROVED.

**TABLE 1: MATERIAL STANDARD NUMBERS (FROM SEATTLE CITY LIGHT CATALOG)**

TYPE	LIGHT	POLE/ BASE	
DECORATIVE PEDESTRIAN LIGHT	5723.15 - URBANSCAPE PED LIGHT	5752.05 - ROUND STREETLIGHT POLE	5756.09 - DECORATIVE ROUND STREETLIGHT POLE & BASE
STANDARD PEDESTRIAN LIGHT	5723.23 - SIDE MOUNT PED LIGHT	5754.07 - SQUARE PED LIGHT POLE	5754.07 - ANCHOR BASE



PUBLICATION DATE: **3/1/2022** REVISION DATE: **2/10/2021**  
 STANDARD DETAIL NUMBER: **440** SCALE: **NOT TO SCALE**

**PEDESTRIAN LIGHTING**