

2021-2022 Proposed Budget

Department Presentations

Continued

October 26, 2020



Budget & CIP Review

Zoom Video
is shown here

- ✓ October 12 Transmittal of Proposed Biennial Budget and CIP
- ✓ October 19 Review of Department Budgets
- ➔ October 26 Continued Review of Department Budgets and Review of CIP
- November 2 Public Hearing on Property Tax Levy & Revenue Sources
Public Hearing on Proposed Biennial Budget
- November 9 Public Hearing on Proposed Biennial Budget and CIP
- November 16 Adoption of 2021-2022 Budget, Adoption of 2021 Property Tax Levy, and Adoption of 2021-2026 CIP

Budget Information

Zoom Video
is shown here

- The Biennium Budget will be available on-line at the City of Shoreline Website (and via links from Shoreline Libraries) at:

<http://www.shorelinewa.gov>

Click on Budget & CIP Policies under the Government tab

- Budget Books on CD Available for purchase at
City Hall



Department Review Agenda

Zoom Video
is shown here

- Tonight's Review:
 - Public Works
 - Surface Water Utility
 - Wastewater Utility
 - Capital Improvement Plan
 - General Fund Transfers & Fund Balance
 - Debt Service Funds
- Next City Council Meeting:
 - Public Hearing:
 - Revenue Sources
 - 2021 Property Tax Levy
 - Continued discussion

Budget - All Departments

Zoom Video
is shown here

Budget Increases:

- COLA
- Personnel Benefits

Budget Scrubbing

- 2021 One-Time adds removed
- Reviewed all “adjustments”
- Review of actual spending

Zoom Video
is shown here

Public Works



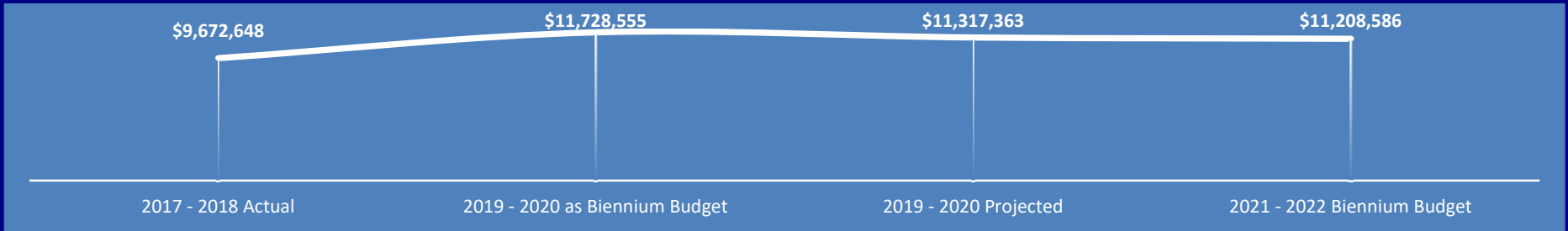


Public Works (Pages 229 - 241)

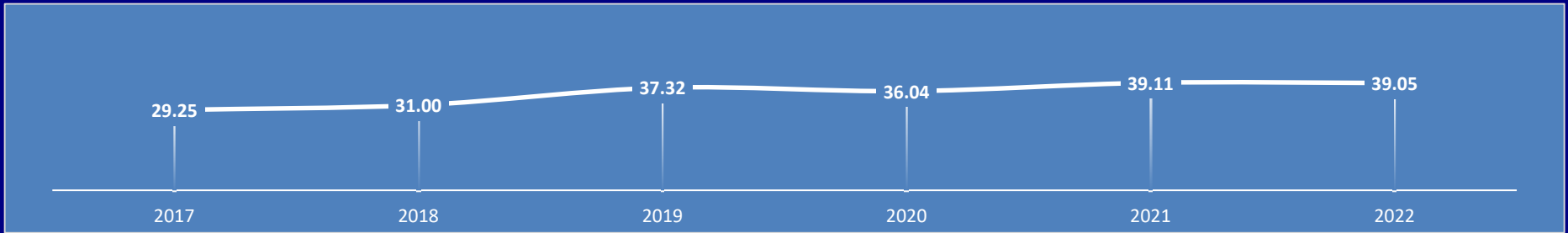
Zoom Video
is shown here

2021-2022 BUDGET

Expenditure Comparison



Staffing Trend



Continuous Improvement

Zoom Video
is shown here

Process Improvements: Objective to improve customer experience, administrative ease and cost avoidance through capacity creation:

- ROW dedications
- TIF Credit
- Damage restitution
- NTSP realignment
- Title VI outreach
- Climate resilience tool
- TESC Inspections
- Drainage assessments
- On-line open houses

Equipment that makes more effective and effective work

- Vactor truck (WWTP)
- CCTV truck
- Signal Detection Cameras
- School speed zone flasher controllers (remote access)
- Slope mower
- Fall protection

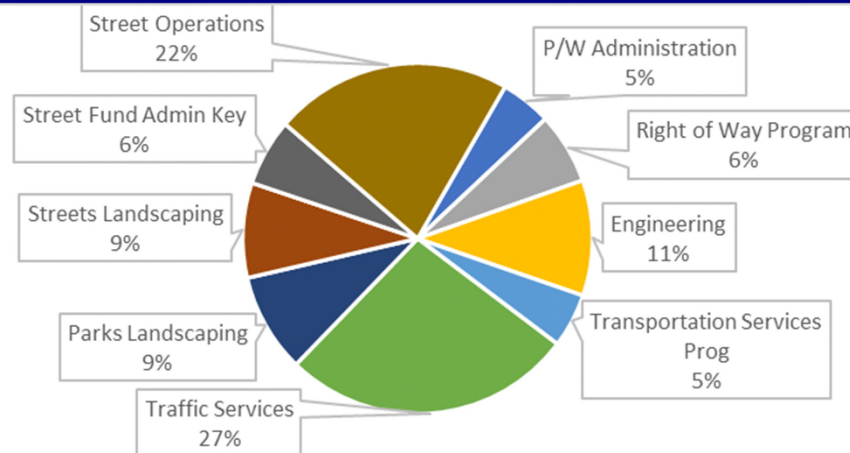




Public Works

Zoom Video
is shown here

Expenditures by Program



Services Provided by Public Works Operations

- Road Surface Maintenance
- Right-of-Way Maintenance
- Grounds Maintenance
- Wastewater
- Surface Water
- Emergency Response
- Asset Inventory and Management
- Special Events

Zoom Video
is shown here



Services Provided by Public Works

Zoom Video
is shown here

Engineering

- Capital Project Delivery
- Development Review
- Wastewater permits
- Construction Inspection
- Traffic Services



Transportation Services

- City Transportation Planning and Concept Dev.
- Transit Planning and Coordination
- Regional Coordination
- Complete Streets Implementation
- Commute Trip Reduction



Public Works

Zoom Video
is shown here

2021-2022 BUDGET CHANGES

- Public Works Service Alignment
 - Better align staff to areas of workload
 - General Fund increase of \$137,441 biennial ongoing impact
- CIP
 - 1.00 FTE Engineer 3 (\$323,765 biennially)
 - 1.00 FTE Transportation Specialist (\$201,075 biennially)



Public Works

Zoom Video
is shown here

2021-2022 BUDGET CHANGES

Public Works Programmatic Change



- Traffic Services Durable Pavement Marking Maintenance & Installation
 - Estimated change will save the City \$90,000 biennially ongoing
 - Associated One-Time Costs:
 - Upgrades to existing pickup truck scheduled for replacement (\$24,000)
 - Acquisition of durable pavement marking equipment 3,240)
 - Start-up and safety supplies and other costs (\$13,370)

Public Works

Zoom Video
is shown here

2021-2022 BUDGET CHANGES

- Ongoing
 - Streets Landscaping Extra Help – New Landscaping Infrastructure Starts 2022 (\$27,419 for 2022 / \$54,838 biennial)
- One-time
 - Parking Inventory in Light Rail Station Subareas (\$25,000)



Zoom Video
is shown here

Surface Water Utility

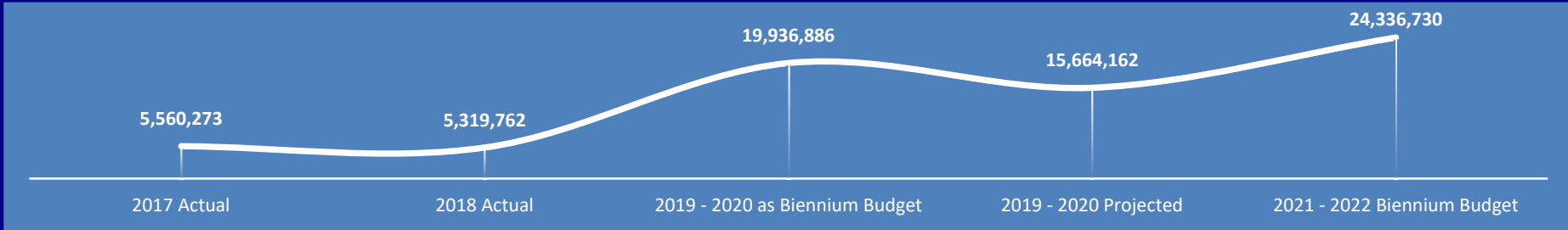
Surface Water Utility

(Pages 245 – 248, 279, 387 – 414)

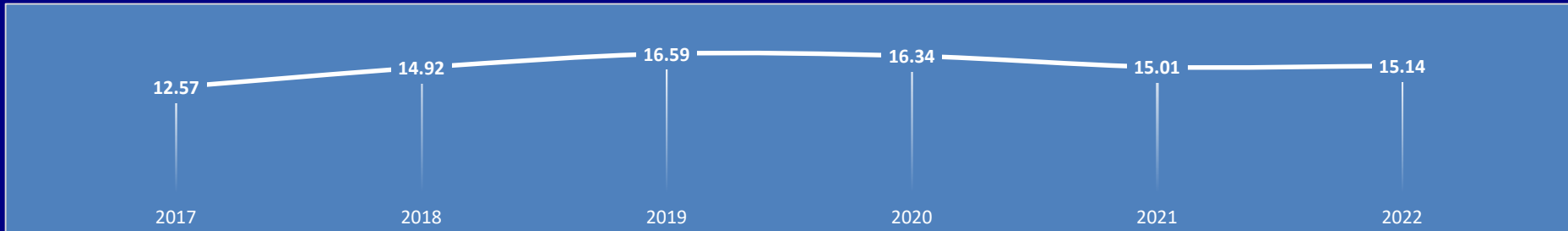
Zoom Video
is shown here

2021-2022 BUDGET

Expenditure Comparison



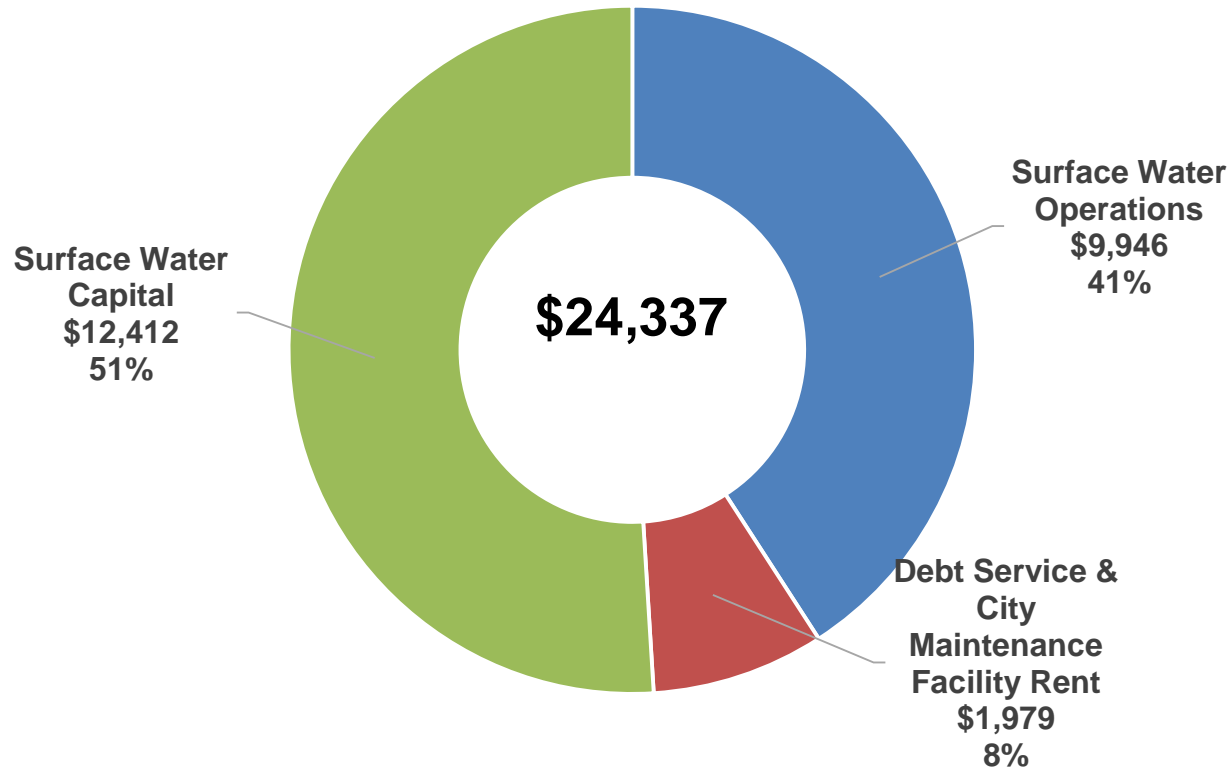
Staffing Trend



Surface Water Utility 2021-2022 Budget

Zoom Video
is shown here

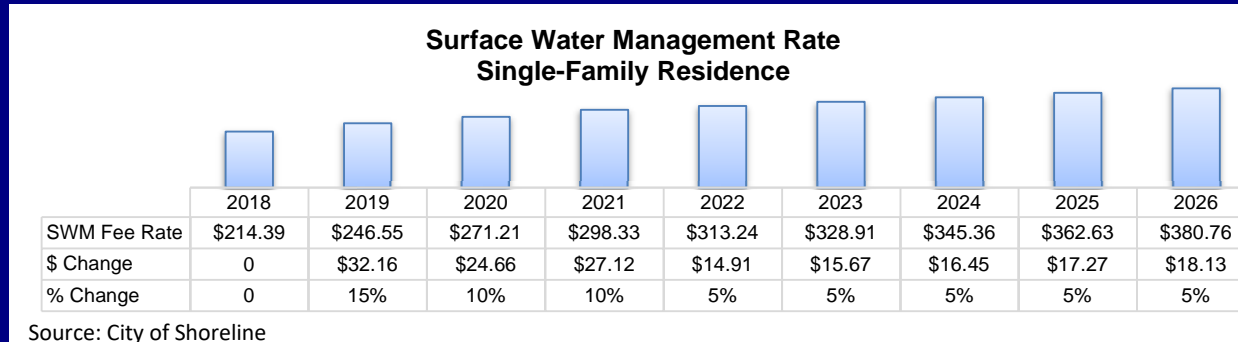
(\$ in '000's)



2021-2026 Surface Water Utility Fee Assumptions

Zoom Video
is shown here

- Primary Revenue Source: Surface Water Utility Fee
- 2021 Single Family Home Rate = \$298.33/yr
 - \$27.12 (+10%) annual change from 2020 to 2021



Surface Water Utility

2021-2022 BUDGET CHANGES

Zoom Video
is shown here

One-time

- 2021 Surface Water Rental and Operation of Down-fleeted Wastewater Vactor (\$20,901)
- 2021 Early Replacement of Existing Street Sweeper (\$27,676)

2021-2026 Surface Water Capital Fund

Capacity Projects: 6 Projects – \$6.57 Million

Zoom Video
is shown here

- 10TH AVE NE DRAINAGE IMPROVEMENTS
- 25TH AVE NE DITCH IMPROV BETWEEN NE 177TH AND 178TH ST
- 25TH AVE NE FLOOD REDUCTION IMPROVEMENTS
- HERON CREEK CULVERT CROSSING AT SPRINGDALE CT NW
- NE 148TH INFILTRATION FACILITIES
- NW 195TH PL AND RICHMOND BEACH DR FLOODING



2021-2026 Surface Water Capital Fund

Zoom Video
is shown here

Repair and Replacement and Other Projects:
7 Projects – \$20.97 Million

- HIDDEN LAKE DAM REMOVAL
- PUMP STATION 26 IMPROVEMENTS
- PUMP STATION 30 UPGRADES
- PUMP STATION MISCELLANEOUS IMPROVEMENTS
- STORMWATER PIPE REPLACEMENT PROGRAM
- SURFACE WATER MASTER PLAN
- SURFACE WATER SMALL PROJECTS



Zoom Video
is shown here

Wastewater Utility

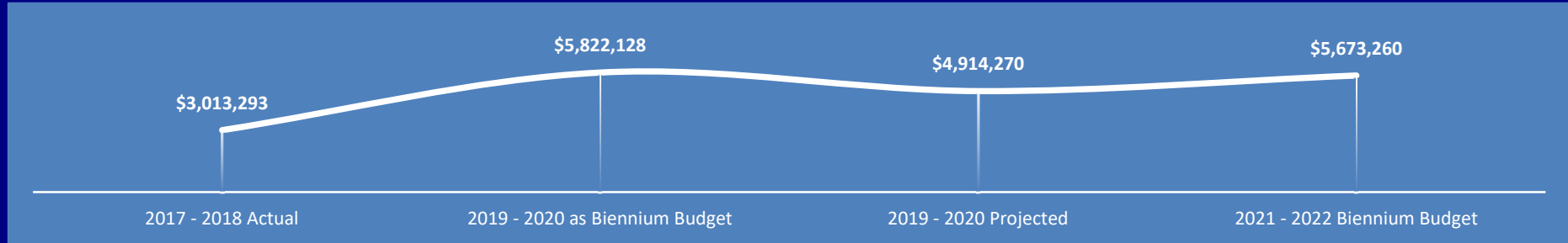


Wastewater Utility (Pages 249 – 251, 280)

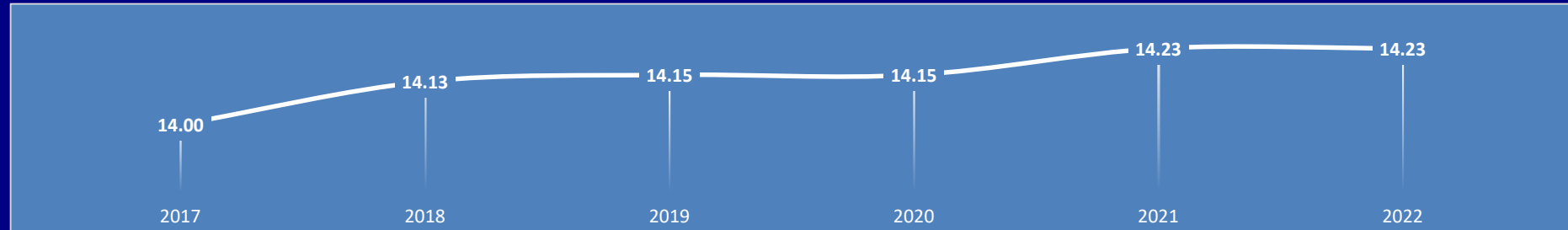
Zoom Video
is shown here

2021-2022 BUDGET

Expenditure Comparison



Staffing Trend



Wastewater Water Utility

Zoom Video
is shown here

2021-22 BUDGET CHANGES

One-Time Supplemental

- Sewer Line-Rapid Assessment Tool (SL-RAT) (\$30,000)
- Wastewater AutoCAD and ArcGIS Data Reconciliation (\$69,802)

Wastewater Water Utility

Zoom Video
is shown here

2021-22 BUDGET CHANGES

Ongoing Changes

- Sewer Line-Rapid Assessment Tool (SL-RAT) (\$6,000 ongoing)
- Cathodic Protection Inspection Program (\$15,000)
- Sewage Lift Station Pump and Motor Vibration Analysis (\$7,000)
- Sewage Lift Station Thermographic Imagery Analysis (\$7,000)

2021 – 2026 Proposed Capital Improvement Plan

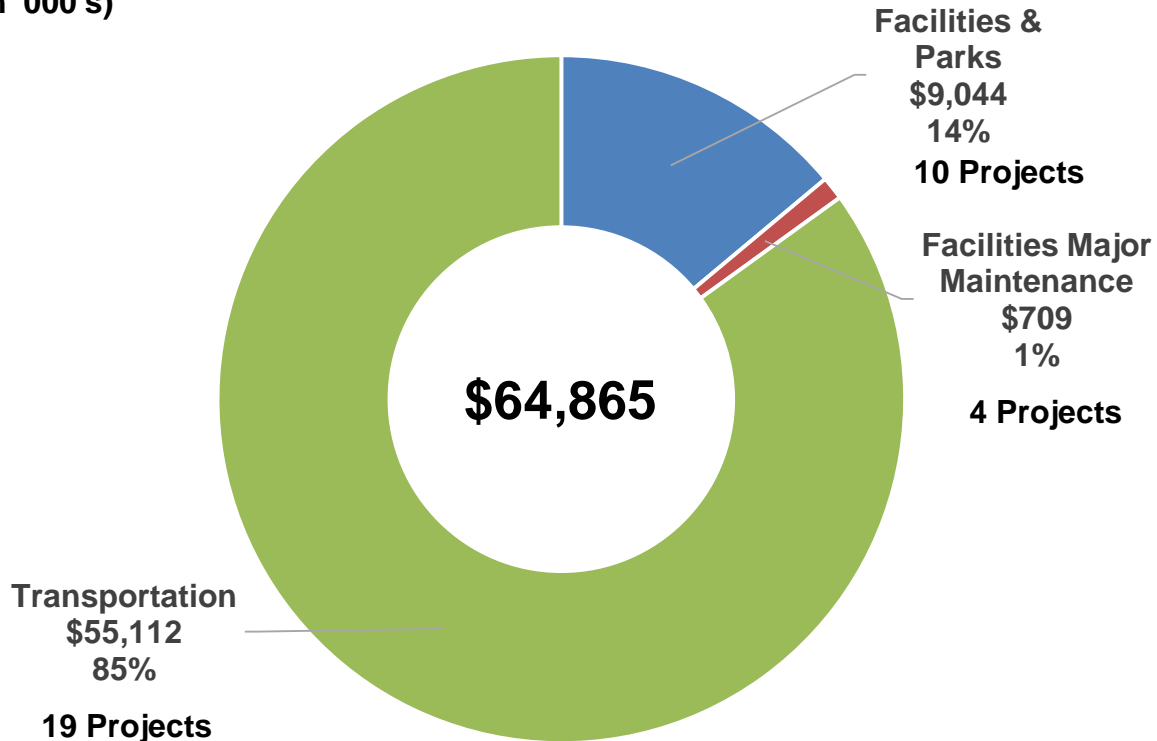
Zoom Video
is shown here

- General Capital Fund
- City Facilities – Major Maintenance Fund
- Roads Capital Fund

2021-2022 Proposed Capital Improvement Plan

Zoom Video
is shown here

(\$ in '000's)



2021-2026 General Capital Fund

Parks Projects: 8 Projects – \$7.2 Million

Zoom Video
is shown here

- KING COUNTY, TRAILS AND OPEN SPACE REPLACEMENT LEVY
- KRUCKEBERG ENV ED CENTER
- PARK ECOLOGICAL RESTORATION PROGRAM
- PARKS REPAIR AND REPLACEMENT
- PLAYGROUND REPLACEMENT
- TURF & LIGHTING REPAIR AND REPLACEMENT
- PROS PLAN ACQUISITIONS
- PARKS FACILITIES RECREATION AMENITIES PLAN

2021-2026 General Capital Fund

Facilities Projects: 2 Projects – \$30.6 Million

Zoom Video
is shown here

- CITY MAINTENANCE FACILITY
- CIVIC CENTER/CITY HALL

2021-2026 City Facilities-Major Maint. Fund

Projects: 4 Projects – \$1.14 Million

Zoom Video
is shown here

- CITY HALL LONG-TERM MAINTENANCE
- CITY HALL PARKING GARAGE LONG-TERM MAINTENANCE
- DUCT CLEANING

- RICHMOND HIGHLANDS COMMUNITY CENTER LONG-TERM MAINTENANCE



2021-2026 Roads Capital Fund

Repair and Replacement and Other Projects: 4 Projects
– \$6.56 Million

Zoom Video
is shown here

- SIDEWALK REHABILITATION PROGRAM
- ANNUAL ROAD SURFACE MAINTENANCE PROGRAM
- TRAFFIC SIGNAL REHABILITATION PROGRAM
- TRANSPORTATION MASTER PLAN

2021-2026 Roads Capital Fund

Capacity Construction: 16 Projects – \$160.02 Million

Zoom Video
is shown here

- NEW SIDEWALK PROGRAM
- 147TH / 148TH NON-MOTORIZED BRIDGE
- NSP 1ST AVE NE (N 192ND TO N 195TH)
- 1ST AVE NE (N 145TH TO N 155TH)
- NSP 5TH AVE NE (N 175TH TO N 182ND)
- RIDGECREST SAFE ROUTES TO SCHOOL
- TRAIL ALONG THE RAIL
- 145TH CORRIDOR - 99TH TO I5
- 145TH AND I5 INTERCHANGE
- N 195TH ST BRIDGE CONNECTOR
- 160TH AND GREENWOOD/INNIS ARDEN INTERSECTION
- N 175TH ST - STONE AVE N TO I5
- MERIDIAN AVE N & N 155TH ST SIGNAL IMPROV
- WESTMINSTER AND 155TH IMPROVEMENTS
- TRAFFIC SAFETY IMPROVEMENTS
- RICHMOND BEACH MIDBLOCK CROSSING

Zoom Video
is shown here

General Fund Transfers and Fund Balance

General Fund Transfers Out

Total: \$7,449,539

Zoom Video
is shown here

General Capital Fund:	
City Maint. Facility	\$2,759,143
Shoreline A&B	\$260,000
City Hall	\$157,832
Parks Repair & Maintenance	\$100,000
Facilities – Major Maintenance Fund:	
General City Facilities	\$259,339

General Fund Transfers Out

Total: \$7,449,539

Zoom Video
is shown here

Roads Capital Fund:	
Trail Along the Rail (One-Time)	\$201,664
147 th /148 th Non-Motorized Bridge (One-Time)	\$105,082
Sidewalk Rehabilitation Program	\$152,518
Gambling Tax Equivalent	\$195,122

General Fund Transfers Out

Total: \$7,449,539

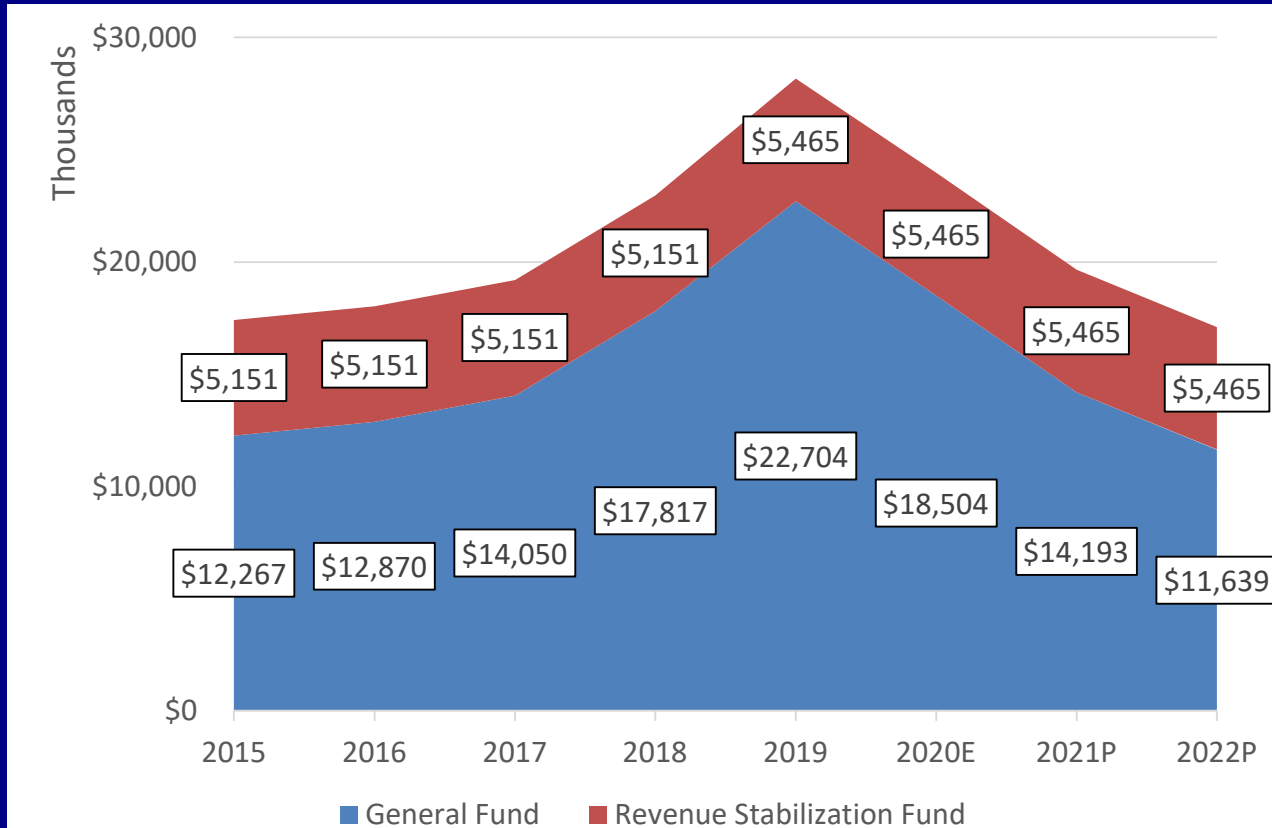
Zoom Video
is shown here

Debt Service Fund	
City Hall	\$855,656
North Maintenance Facility	\$516,520
Street Fund	
General Fund Support	\$1,681,243
Other	
General Fund portion for upgrades to scheduled vehicle replacements and acquisitions	\$57,240
Unemployment Fund Transfer	\$35,000
Sound Transit	\$113,000

General Reserves

Ending Fund Balance by Year

Zoom Video
is shown here



Zoom Video
is shown here

Debt Service Payments



Debt Service Funds

(Pages 98 – 101, 265 – 268)

2006/2016 Voted General Obligation Bond

- Open Space Acquisition & Park Improvements
- Repayment Source: Property Tax Levy

2009/2019 General Obligation Bond

- City Hall
- Repayment Sources:
 - Real Estate Excise Tax (General Capital Fund)
 - General Fund

2013 General Obligation Bond

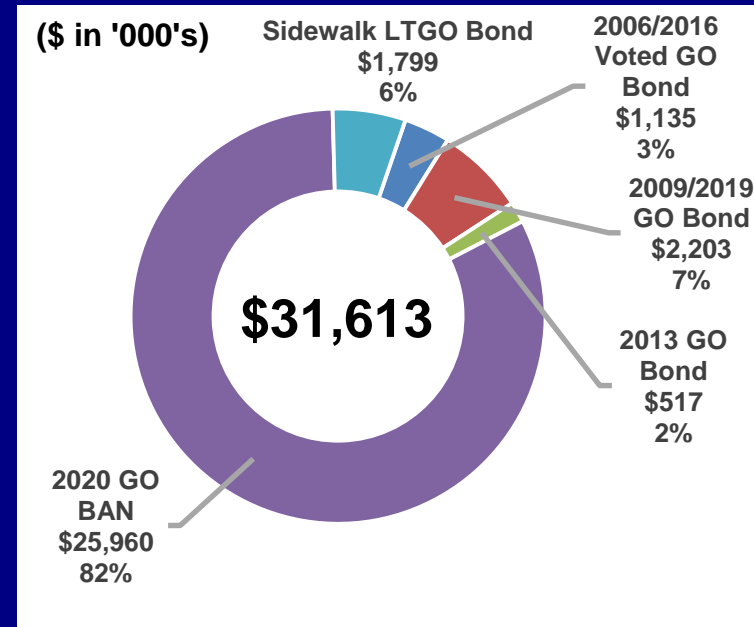
- City Maintenance Facility
- Repayment Source: General Fund

2020 General Obligation Bond Anticipation Notes (BAN)

- Property Acquisition for the Parks, Recreation and Open Space Plan
- Repayment Source: Shoreline Storage Net Income, Parks Bond Measure, a 2nd Bond Anticipation Note

Sidewalk Limited Tax General Obligation Bond

- Sidewalk expansion and/or repair
- Repayment Source: Transportation Benefit District 0.2% Sales Tax Rate



<u>OTHER FUNDS</u>	<u>Expenditures</u>
Code Abatement	\$200,000
Equipment Replacement Fund	\$484,456
State Drug Enforcement Forfeiture Fund	\$38,486
Federal Crime Forfeiture Fund	\$0
Vehicle Maintenance and Operations Fund	\$478,891
Federal Drug Enforcement Forfeiture Fund	\$28,000
Public Art Fund	\$124,806
Unemployment Fund	\$35,000
Transportation Impact Fees Fund	\$88,800
Park Impact Fees Fund	\$760,000

Zoom Video
is shown here

Questions / Comments