

2019-2020 Proposed Budget

Department Presentations

Continued

October 29, 2018



Budget & CIP Review Schedule

- ✓ September 17 Preliminary View of the 2019-2020 Biennial Budget and the 2019-2024 Capital Improvement Plan
- ✓ October 15 Transmittal of 2019-2020 Proposed Biennial Budget and Proposed 2019-2024 CIP
- ✓ October 22 Review of Department Budgets
- ➔ October 29 Continued Review of Department Budgets, Utility Budgets and 2019-2024 CIP
- November 5 Public Hearings on Property Tax Levy & Revenue Sources and Proposed 2019-2020 Biennial Budget and 2019-2024 CIP
- November 19 Public Hearing on Proposed 2019-2020 Biennial Budget and 2019-2024 CIP; Final Discussion; Adoption of 2019-2020 Biennial Budget, Fee Schedule, 2019-2020 CIP, and Adoption of 2019 & 2020 Property Tax Levies

Budget Information

- The Biennium Budget is available on-line at the City of Shoreline Website at:

<http://www.shorelinewa.gov>

Click on Budget & CIP Policies under the Government tab

- Budget Books Available for Review at:
 - Shoreline Library, Richmond Beach Library, City Hall
- Budget Books on CD Available for purchase at City Hall



Department Review Agenda

- Tonight's Review:
 - Public Works
 - Surface Water Utility
 - Wastewater Utility
 - Capital Improvement Plan
 - General Fund Transfers & Fund Balance
 - Debt Service Funds

- Next City Council Meeting:
 - Public Hearing:
 - Revenue Sources
 - 2019 Property Tax Levy
 - Continued discussion

Budget - All Departments

Budget Increases:

- COLA
- Personnel Benefits

Budget Scrubbing

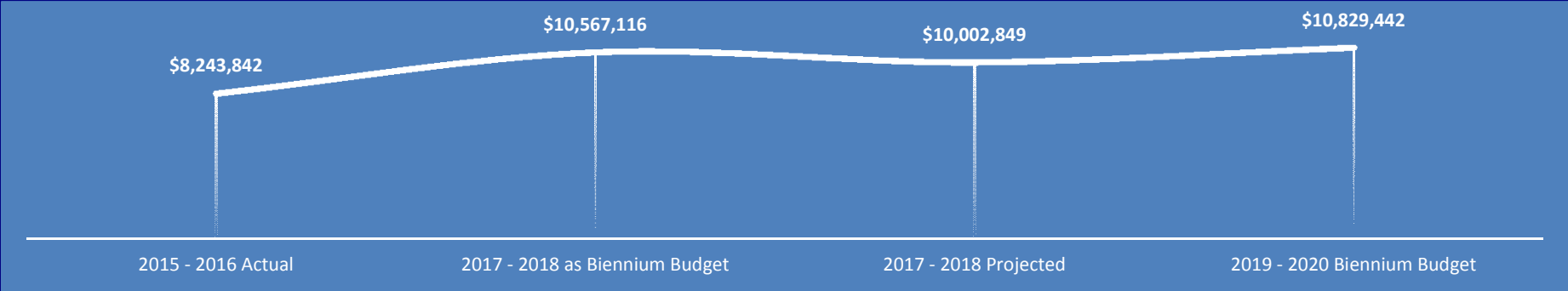
- 2018 One-Time adds removed
- Budget Analyst reviewed all “adjustments”
- Budget Analyst review of actual spending

Public Works

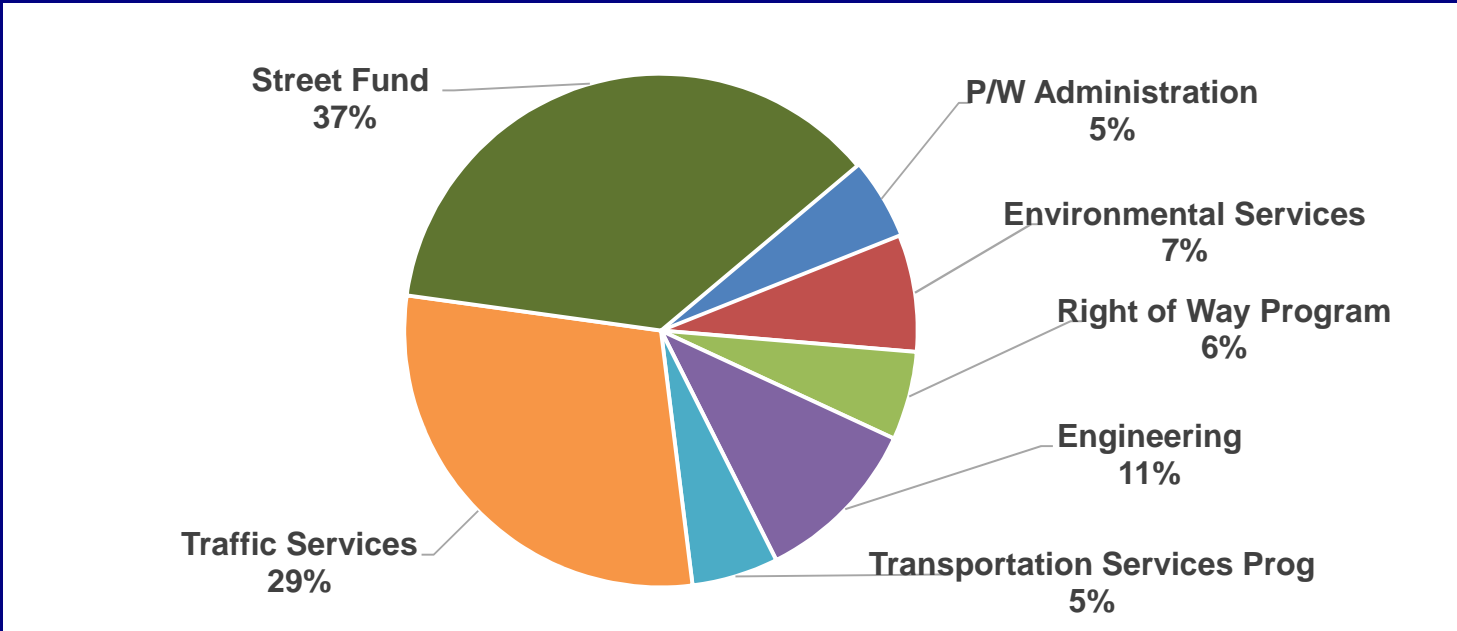


Public Works (Pages 227 - 239)

Biennial Expenditure Comparison

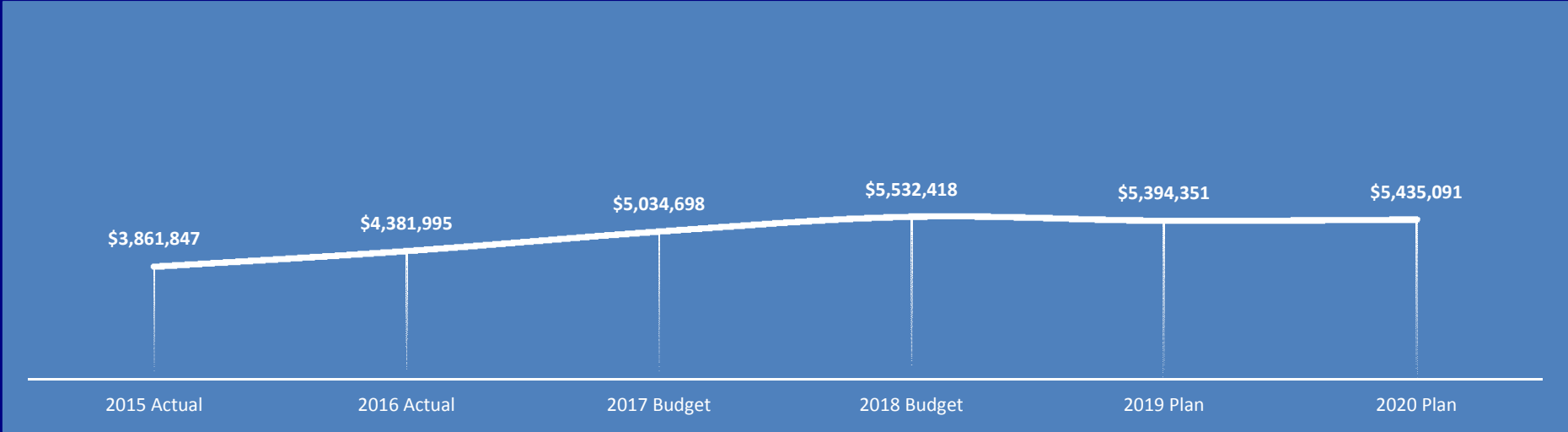


Public Works (Pages 227 - 239)



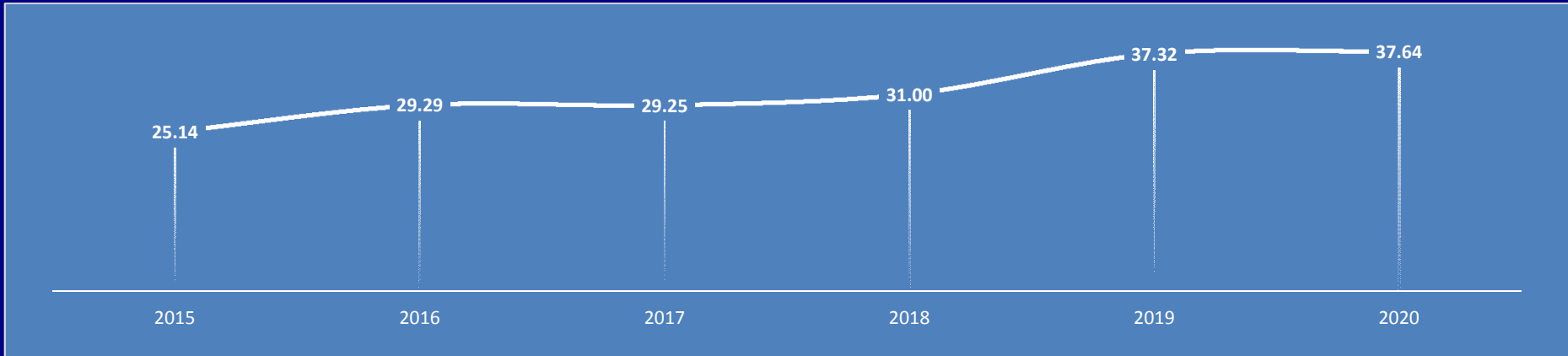
Public Works (Pages 227 - 239)

Annual Expenditure Comparison



Public Works

Staffing Trend



Services Provided by Public Works Operations

- Road Surface Maintenance
- Right-of-Way Maintenance
- Emergency Response
- Environmental Services
- Recycling & Waste Outreach/Solid Waste Management
- Waste Water
- Surface Water
- Asset Inventory and Management
- Special Events



Services Provided by Public Works

Engineering

- Capital Project Delivery
- Development Review
- Waste Water permits
- Construction Inspection



Transportation Services

- City Transportation Planning and Concept Dev.
- Transit Planning and Coordination
- Regional Coordination
- Traffic Services
- Complete Streets Implementation
- Commute Trip Reduction



Public Works

2019-2020 BUDGET CHANGES

- Staffing of Unified Landscape Maintenance Service
 - Addition of seven regular full-time, benefitted positions:
 - One 1.00 FTE Grounds Maintenance Supervisor
 - One 1.00 FTE Sr. Grounds Maintenance Worker
 - Five 1.00 FTE Grounds Maintenance Workers



Public Works

Landscape Maintenance Service Milestones

- Nov. 2018 → Budget approved
- Jan. 2019 → Parks Maintenance continues to be performed by contract in 2019
- Jan./Feb. 2019 → Hire Grounds Maintenance Supervisor and Sr. Grounds Maintenance Worker (Parks and PW)
- March 2019 → Hire Grounds Maintenance Workers (PW – ROW)
- April 2019 → Hire 2 seasonal staff (PW – ROW)
- Sept. 2019 → Release seasonal staff (PW – ROW)
- Nov. 2019 → Hire Grounds Maintenance Workers (Parks)
- April 2020 → Hire 4 seasonal staff (PW and Parks)
- Sept. 2020 → Release seasonal staff (PW and Parks)

Public Works

2019-2020 BUDGET CHANGES

- Ongoing
 - Durable Pavement Marking Maintenance: \$103,700



Public Works

2019-2020 BUDGET CHANGES

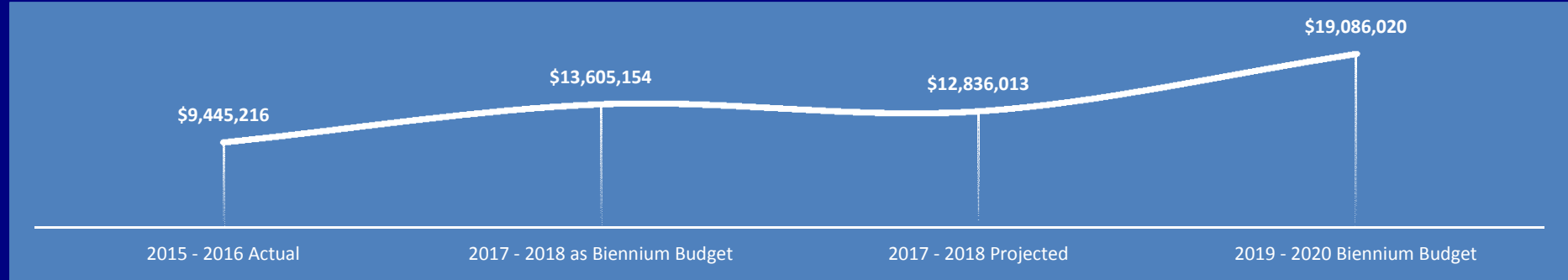
- One-time
 - Technical Review of Sound Transit's SR522/145th BRT: \$20,000
 - Parking Inventory in Light Rail Station Subareas: \$50,000
 - Durable Pavement Marking Maintenance Catch-Up: \$60,000
 - Damaged Guardrail Repairs: \$83,700
 - Backhoe: \$100,000 (Split 80%/20% b/w Street Operations and Surface Water Operations)
 - Bid Ready Technical Specifications for Bridge Cleaning: \$15,000

Surface Water Utility

Surface Water Utility

(Pages 243 – 245, 272, 380 – 415)

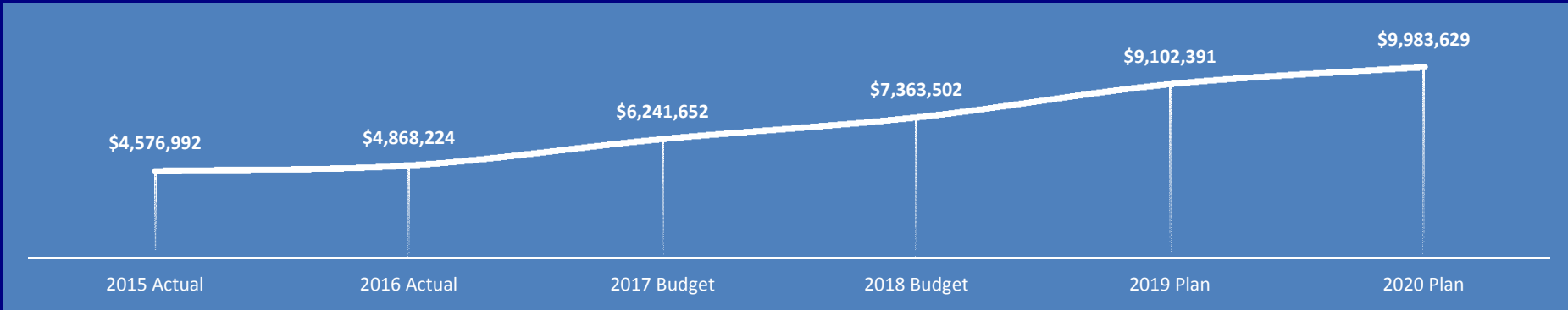
Biennial Expenditure Comparison



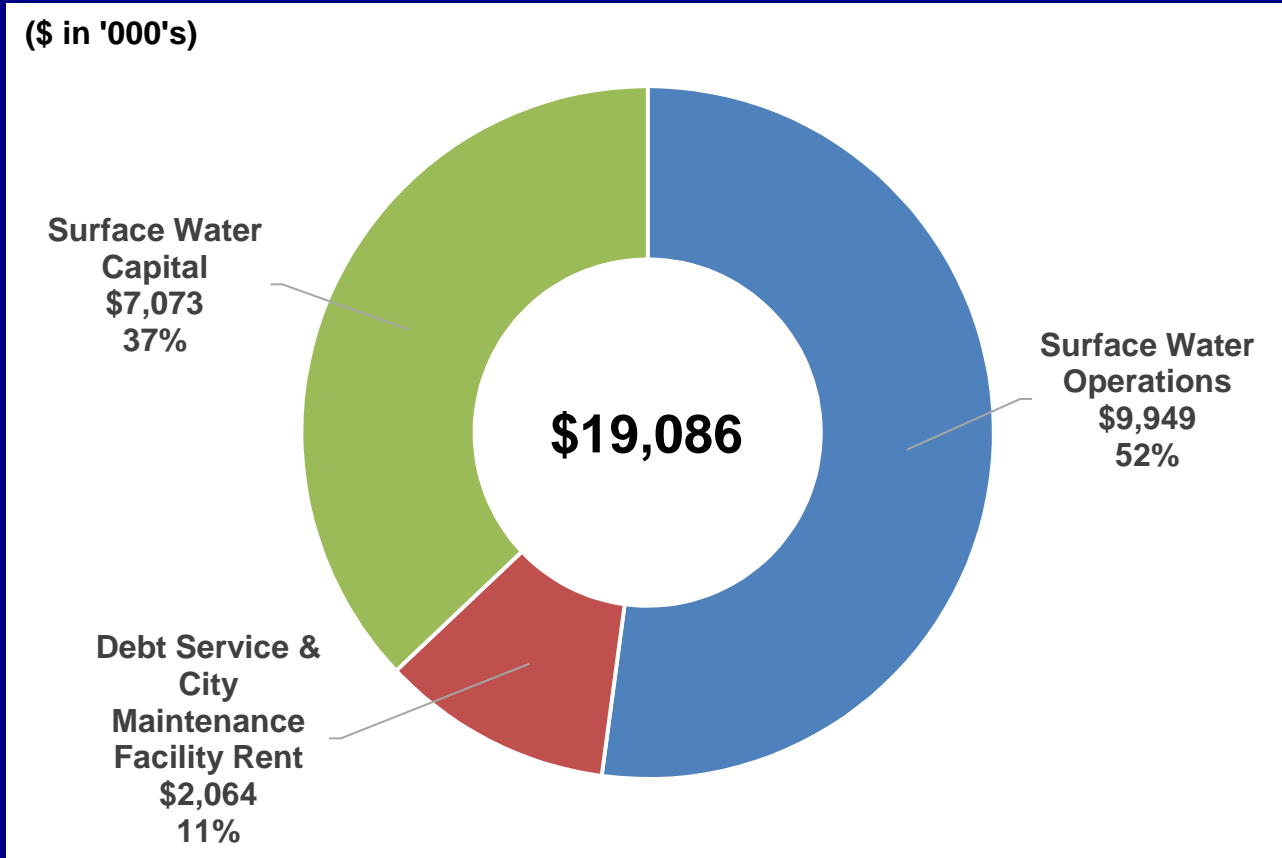
Surface Water Utility

(Pages 243 – 245, 272, 380 – 415)

Annual Expenditure Comparison

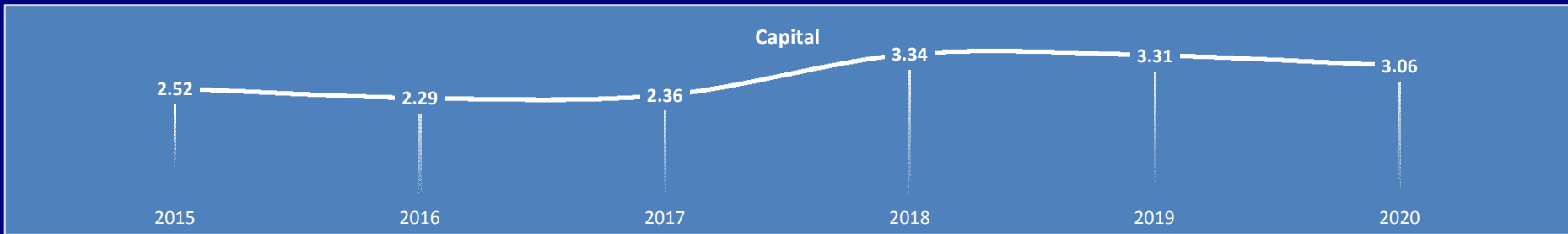
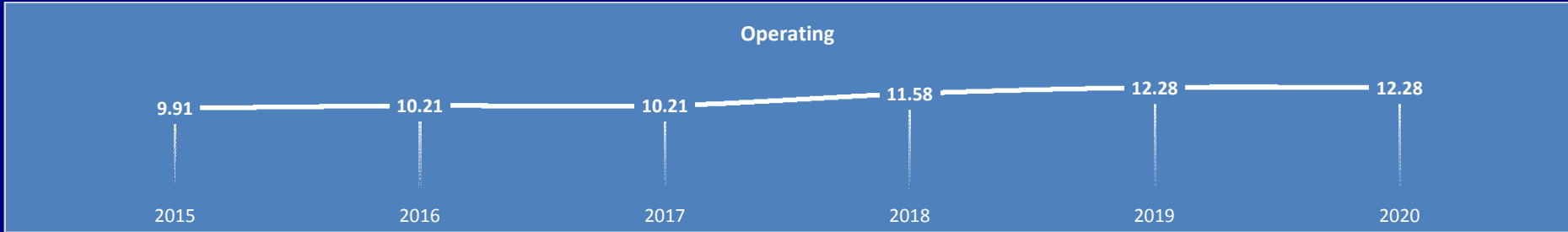


Surface Water Utility



Surface Water Utility

Staffing Trend



2019-2024 Surface Water Utility Fee Assumptions

- Primary Revenue Source: Surface Water Utility Fee
- 2019 Single Family Home Rate = \$246.55/yr
 - \$32.16 (+15%) annual change from 2018 to 2019

**Surface Water Management Rate
Single-Family Residence**

	2016	2017	2018	2019	2020	2021	2022	2023	2024
SWM Fee Rate	\$160.77	\$168.81	\$214.39	\$246.55	\$271.21	\$298.33	\$313.25	\$328.91	\$345.36
\$ Change	0	\$8.04	\$45.58	\$32.16	\$24.66	\$27.12	\$14.92	\$15.66	\$16.45
% Change	0	5.0%	27.0%	15.0%	10.0%	10.0%	5.0%	5.0%	5.0%

Surface Water Utility

2019-2020 BUDGET CHANGES

- One-time
 - Acquisition of pickup truck for new positions added in 2018: \$37,000
 - Backhoe: \$25,000 (Split 80%/20% b/w Street Operations and Surface Water Operations)

Surface Water Utility

Surface Water Utility

2019-2020 Capital Projects:

- Capacity: 3 Projects - \$1.5 million
- Repair & Replacement: 6 Projects - \$4.3 million
- Other: 2 Projects - \$0.4 million

2019-2024:

- 25 Projects – \$26.0 million



2019-2024 Surface Water Capital Fund

Capacity Projects: 12 Projects – \$9.4 Million

- 6TH AVE NE AND NE 200TH ST FLOOD REDUCTION PROJECT
- 10TH AVE NE DRAINAGE IMPROVEMENTS
- 18TH AVE NW AND NW 204TH DRAINAGE SYSTEM CONNECTION
- 25TH AVE NE DITCH IMPROV BETWEEN NE 177TH AND 178TH ST
- 25TH AVE NE FLOOD REDUCTION IMPROVEMENTS
- HERON CREEK CULVERT CROSSING AT SPRINGDALE CT NW
- SYSTEM TO ADDRESS PONDING ON 20TH AVE NW
- NE 148TH INFILTRATION FACILITIES
- NW 195TH PL AND RICHMOND BEACH DR FLOODING
- NW 197TH PL AND 15TH AVE NW FLOODING
- SPRINGDALE CT NW & RIDGEFIELD RD DRAINAGE IMPROV
- STABILIZE NW 16TH PLACE STORM DRAINAGE IN RESERVE



2019-2024 Surface Water Capital Fund

Repair and Replacement and Other Projects: 13 Projects – \$16.6 Million

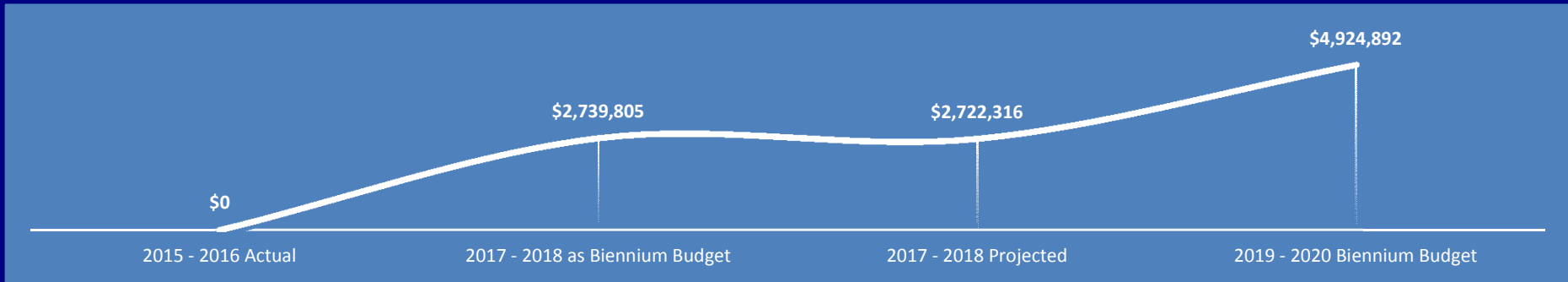
- HIDDEN LAKE DAM REMOVAL
- NE 177TH ST DRAINAGE IMPROVEMENTS
- NW 196TH PL & 21ST AVE NW INFRASTRUCTURE IMPROVEMENTS
- PUMP STATION 26 IMPROVEMENTS
- PUMP STATION 30 UPGRADES
- PUMP STATION MISCELLANEOUS IMPROVEMENTS
- STORMWATER PIPE REPLACEMENT PROGRAM
- 12TH AVE NE INFILTRATION POND RETROFITS
- BOEING CREEK RESTORATION PROJECT
- CLIMATE IMPACTS AND RESILIENCY STUDY
- SURFACE WATER MASTER PLAN
- STORM CREEK EROSION MANAGEMENT STUDY
- SYSTEM CAPACITY MODELING STUDY
- SURFACE WATER SMALL PROJECTS



Wastewater Utility

Wastewater Utility (Pages 247 – 248, 273)

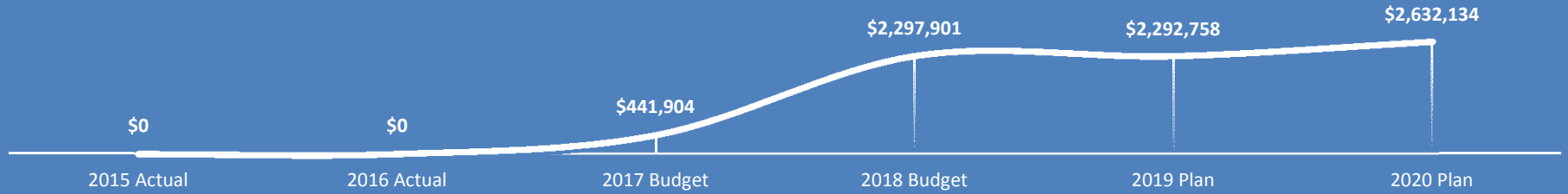
Biennial Expenditure Comparison



Wastewater Utility

(Pages 247 – 248, 273)

Annual Expenditure Comparison



Wastewater Utility

Staffing Trend

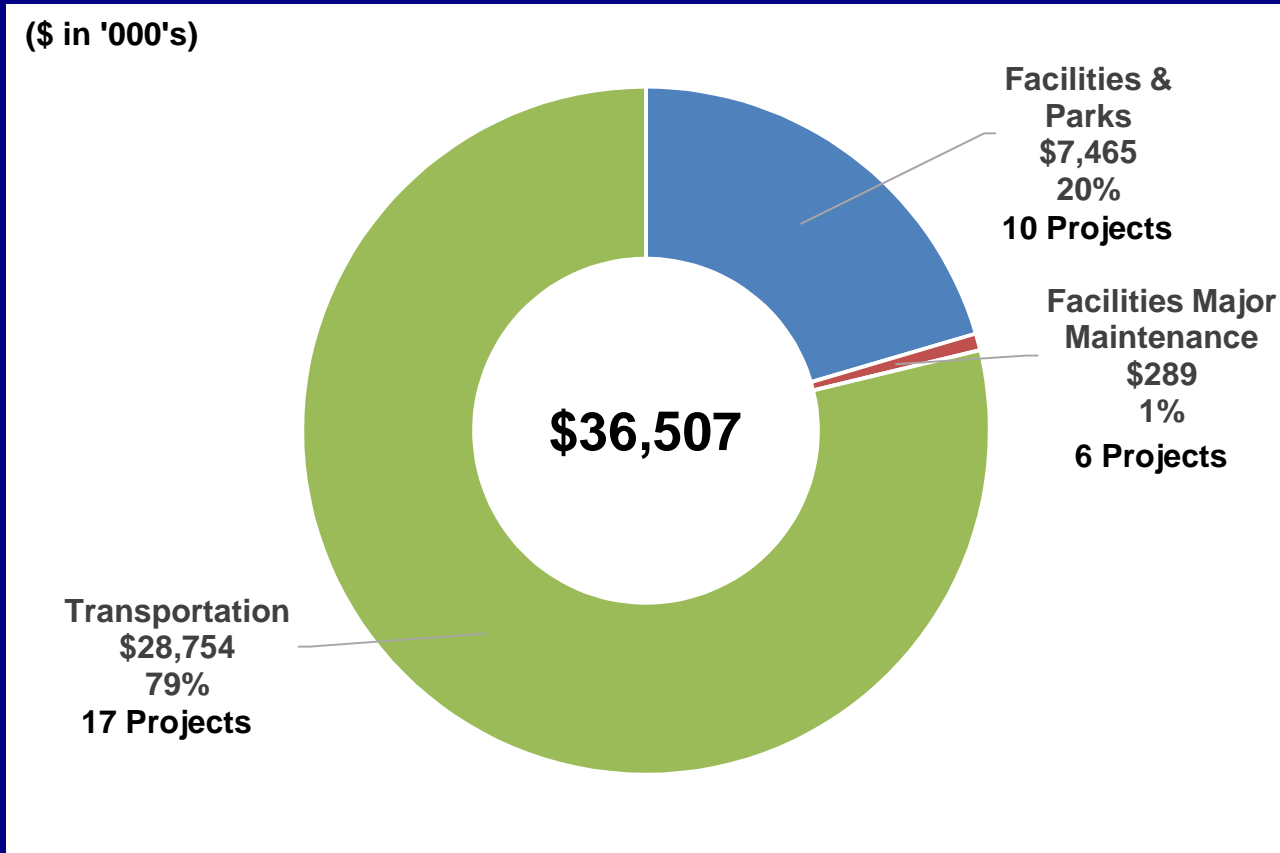


2019 – 2024 Proposed Capital Improvement Plan

- General Capital Fund
- City Facilities – Major Maintenance Fund
- Roads Capital Fund



2019-2020 Proposed Capital Improvement Plan (Pages 279 - 415)



2019-2024 General Capital Fund

Parks Projects: 10 Projects – \$60.9 Million

- BOEING CREEK-SHOREVIEW PARK TRAIL R&R
- KING COUNTY, TRAILS AND OPEN SPACE REPLACEMENT LEVY
- KRUCKEBERG ENV ED CENTER
- PARK ECOLOGICAL RESTORATION PROGRAM
- PARKS REPAIR AND REPLACEMENT
- **PLAYGROUND REPLACEMENT**
- RB SALTWATER PARK FIRE SUPPRESSION LINE
- TURF & LIGHTING REPAIR AND REPLACEMENT
- **COMMUNITY & AQUATICS CENTER**
- OUTDOOR MULTI-USE SPORT COURT
- PARKS FACILITIES RECREATION AMENITIES PLAN

2019-2024 General Capital Fund

Facilities Projects: 1 Project – \$0.4 Million

- City Maintenance Facility

2019-2024 City Facilities-Major Maint. Fund

Projects: 7 Projects – \$0.8 Million

- CITY HALL LONG-TERM MAINTENANCE
- CITY HALL PARKING GARAGE LONG-TERM MAINTENANCE
- DUCT CLEANING
- PARKS RESTROOMS LONG-TERM MAINTENANCE
- SHORELINE POOL LONG-TERM MAINTENANCE
- RICHMOND HIGHLANDS COMMUNITY CENTER LONG-TERM MAINTENANCE
- SPARTAN RECREATION CENTER



2019-2024 Roads Capital Fund

Repair and Replacement: 3 Projects – \$16.0 Million

- **SIDEWALK REHABILITATION PROGRAM**
- ANNUAL ROAD SURFACE MAINTENANCE PROGRAM
- TRAFFIC SIGNAL REHABILITATION PROGRAM

2019-2024 Roads Capital Fund

Capacity Construction: 14 Projects – \$75.7 Million

- 147TH / 148TH NON-MOTORIZED BRIDGE
- 1ST AVE NE (N 145TH TO N 155TH)
- 5TH AVE NE (N 175TH TO N 182ND)
- **WTSC SCHOOL ZONE FLASHERS**
- COMPLETE STREETS-PED/BIKE GAPS
- TRAIL ALONG THE RAIL
- 145TH CORRIDOR - 99TH TO I5
- 145TH AND I5 INTERCHANGE
- 160TH AND GREENWOOD/INNIS ARDEN INTERSECTION
- 185TH CORRIDOR STUDY
- N 175TH ST - STONE AVE N TO I5
- MERIDIAN AVE N & N 155TH ST SIGNAL IMPROV
- TRAFFIC SAFETY IMPROVEMENTS
- WESTMINSTER AND 155TH IMPROVEMENTS

General Fund Transfers and Fund Balance

General Fund Transfers Out

Total: \$6.0 Million

General Capital Fund:	2019	2020
Playground Replacement (One-Time)	\$100,000	\$100,000
Shoreline A&B	\$130,000	\$130,000
Parks Repair & Maintenance	\$50,000	\$50,000
Facilities – Major Maintenance Fund:		
City Hall & Shoreline Pool	\$50,000	\$50,000
General City Facilities	\$70,000	\$70,000
Dura Stripe	\$4,032	\$4,032

General Fund Transfers Out

Total: \$6.0 Million

Roads Capital Fund:	2019	2020
185 th Corridor Study (One-time)	\$375,691	\$15,000
Trail Along the Rail (One-Time)	\$178,030	\$0
147 th /148 th Non-Motorized Bridge (One-Time)	\$299,945	\$0
160 th & Greenwood/Innis Arden (One-Time)	\$80,000	\$0
Sidewalk Rehabilitation Program (One-Time)	\$152,517	\$152,517
Gambling Tax Equivalent	\$97,651	\$97,651

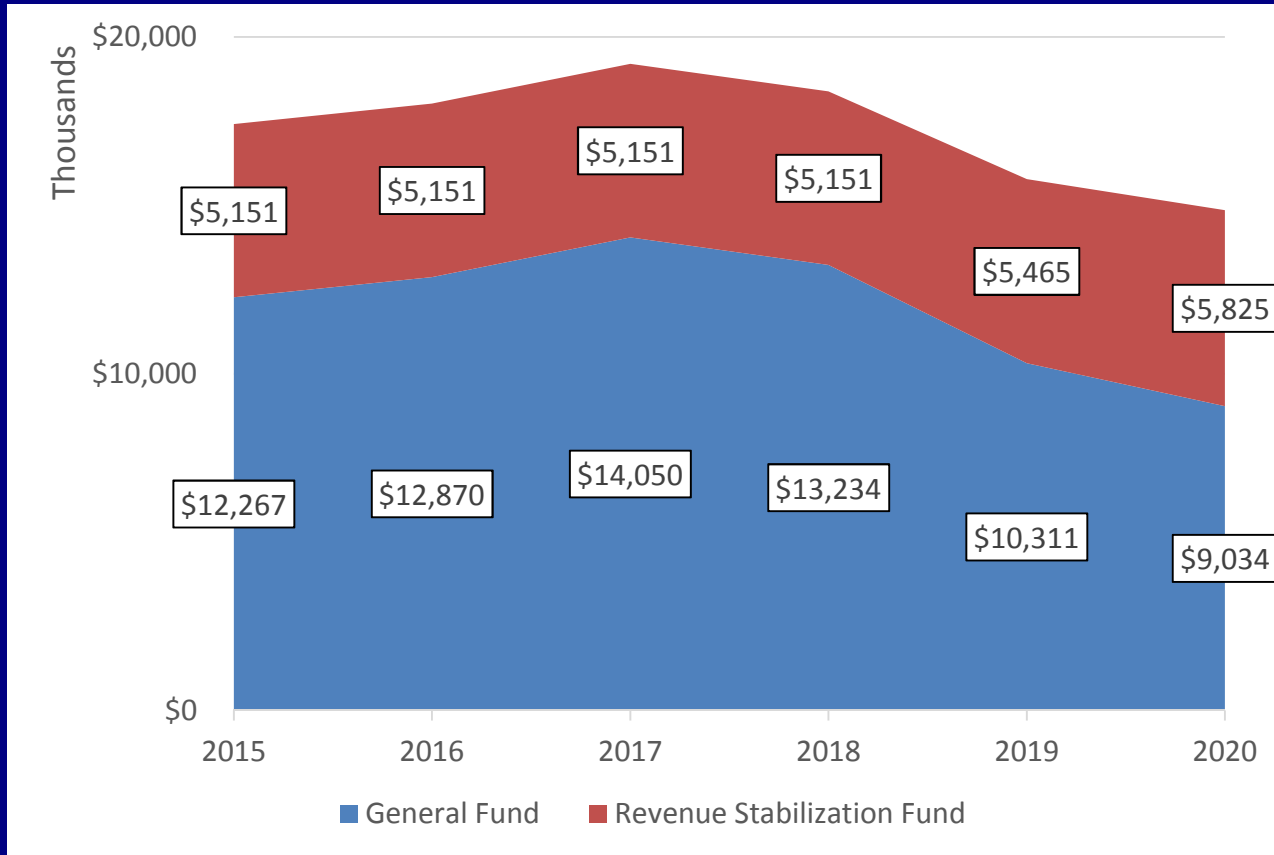
General Fund Transfers Out

Total: \$6.0 Million

Debt Service Fund	2019	2020
City Hall	\$678,871	\$660,405
City Maintenance Facility	\$260,198	\$259,573
Street Fund		
General Fund Support	\$607,086	\$604,836
Other		
Revenue Stabilization Fund	\$313,752	\$360,049

General Reserves

Ending Fund Balance by Year



Debt Service Payments



Debt Service Funds

(Pages 98 – 101, 265 – 268)

2006 Voted General Obligation Bond

- Open Space Acquisition & Park Improvements
- Repayment Source – Property Tax Levy

2009 General Obligation Bond

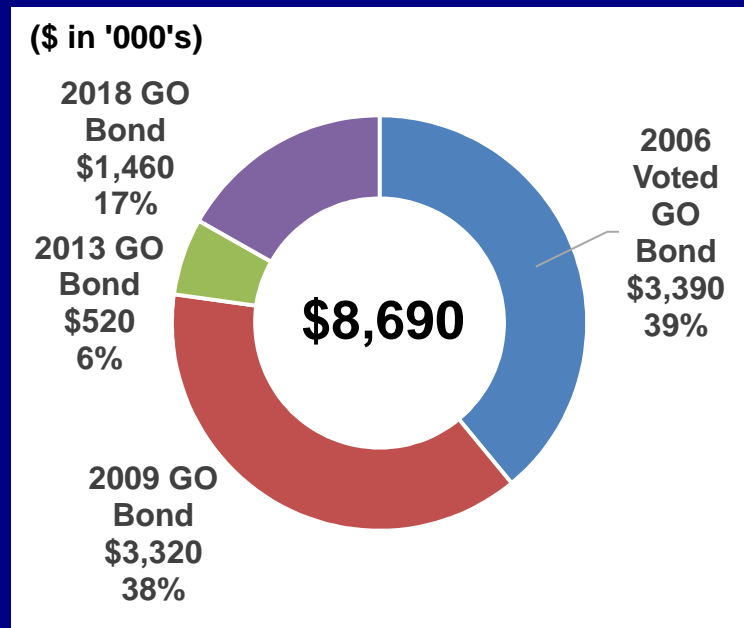
- City Hall
- Repayment Sources
 - Real Estate Excise Taxes
 - Federal Interest Subsidy (Build America Bonds)
 - General Fund

2013 General Obligation Bond

- City Maintenance Facility
- Repayment Source - General Fund

2018 General Obligation Bond

- Property Acquisition for the Parks, Recreation and Open Space Plan



<u>OTHER FUNDS</u>	<u>Expenditures</u>
Code Abatement	\$200,000
Equipment Replacement Fund	\$1,088,547
State Drug Enforcement Forfeiture Fund	\$36,486
Federal Crime Forfeiture Fund	\$0
Vehicle Maintenance and Operations Fund	\$382,989
Federal Drug Enforcement Forfeiture Fund	\$26,000
Public Art Fund	\$134,413
Unemployment Fund	\$35,000
Transportation Impact Fees Fund	\$162,000
Park Impact Fees Fund	\$175,000

Questions / Comments

