

2018 Proposed Budget

Department Presentations

Continued

October 23, 2017



2018 Budget & CIP Review Schedule

October 9 ✓ Transmittal of 2018 Proposed Budget and 2018-2023 CIP

October 16 ✓ Review of Department Budgets

October 23 ← Continued Review of Department Budgets, Utility Budgets and Review of 2018 - 2023 CIP

November 6 Public Hearing on 2018 Property Tax Levy & Revenue Sources

November 13 Public Hearing on 2018 Proposed Budget and 2018 - 2023 CIP

Final Discussion of the 2018 Proposed Budget and 2018 - 2023 CIP

November 20 Adoption of 2018 Budget, Fee Schedule, 2018 - 2023 CIP, and Adoption of 2018 Property Tax Levy

2018 Budget Information

- The 2018 Proposed Budget is available on-line at the City of Shoreline Website at:

<http://www.shorelinewa.gov>

Click on Budget & CIP Policies under the Government tab

- 2018 Budget Books Available for Review at:
 - Shoreline Library, Richmond Beach Library, and at City Hall
- 2018 Budget Books on CD Available for purchase at City Hall

Department Review Agenda

- Tonight's Review:
 - Public Works
 - Surface Water Utility
 - Wastewater Utility
 - Capital Improvement Plan
 - General Fund Transfers & Fund Balance
 - Debt Service Funds
- Nov. 6 Council Meeting:
 - Public Hearing:
 - Revenue Sources
 - 2018 Property Tax Levy
 - Continued discussion

Budget - All Departments

Budget Increases:

- COLA
- Personnel Benefits

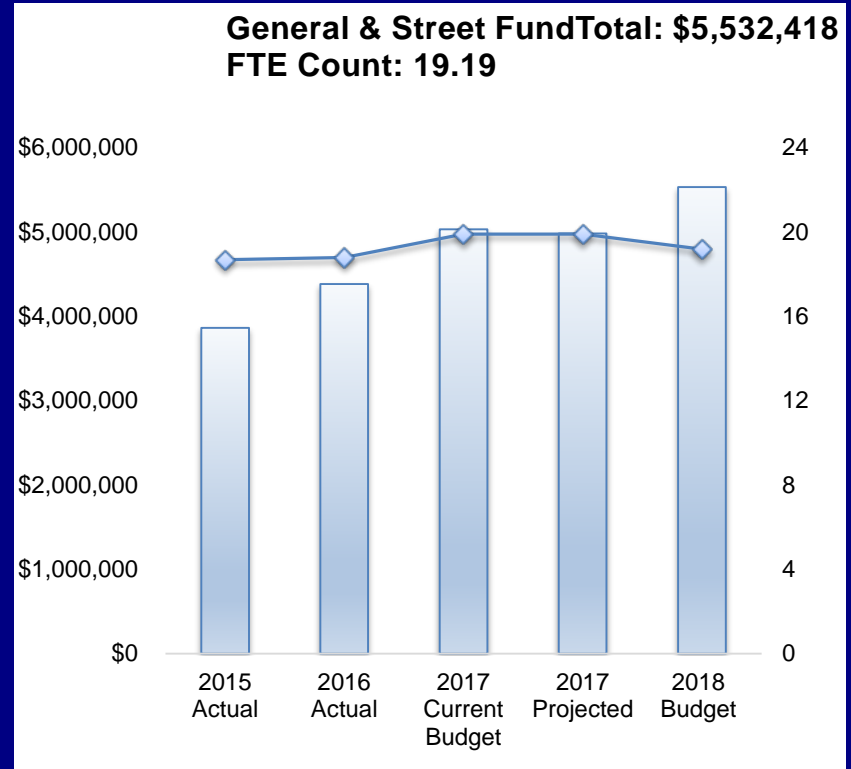
Budget Scrubbing

- 2017 One-Time adds removed
- Budget Analyst reviewed all “adjustments”
- Budget Analyst review of actual spending

Public Works (Cont.)

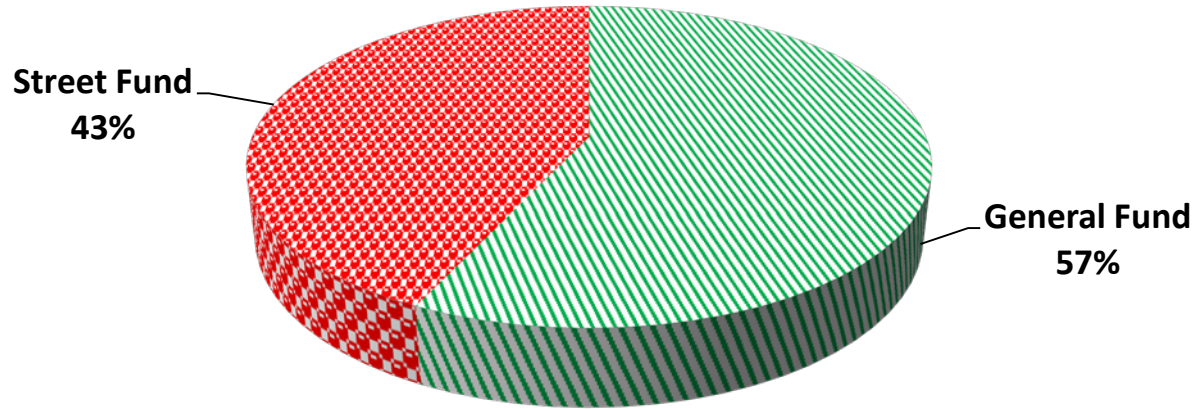
(Pages 227 - 241)

2018 BUDGET



Public Works (Cont.)

Breakdown by Fund



Services Provided by Public Works

Operations

- Road Surface Maintenance
- Right-of-Way Maintenance
- Emergency Response
- Environmental Services
- Recycling & Waste Outreach/Solid Waste Management
- Surface Water
- Asset Inventory and Management
- Special Events



Services Provided by Public Works

Engineering

- Capital Project Delivery
- Development Review
- Construction Inspection



Transportation Services

- City Transportation Planning and Concept Dev.
- Transit Planning and Coordination
- Regional Coordination
- Traffic Services
- Complete Streets Implementation
- Commute Trip Reduction



Public Works (Cont.)

2018 BUDGET CHANGES

- FTE and Staffing Adjustments
 - 1.00 FTE Public Works Maintenance Worker II: \$89,900/1,950 one-time (split b/w General, Streets, and Surface Water funds)
 - Shifted 1.00 FTE Asset Management Functional Analyst from Traffic Services (0.50 FTE) and Street Operations (0.50 FTE) to Administrative Services – IT Operations.
 - Existing staff have been reallocated between funds to better represent the actual allocation of work.



Public Works (Cont.)

2018 BUDGET CHANGES

- Ongoing
 - On-Call Consultant Services: \$50,000



Public Works (Cont.)

2018 BUDGET CHANGES

- One-time
 - Americans with Disabilities Act of 1990 (ADA) Transition Plan, Phase 2 – Condition Assessment & Plan Completion: \$198,000
 - Inventory of the Availability and Utilization of Parking in Light Rail Station Subareas: \$25,000 (will be included annually thru 2021)
 - Street fund transfer to General Fund: \$575,818



Surface Water Utility Fund

Surface Water Utility Fund

(Pages 245 – 250, 280, 389 – 428)

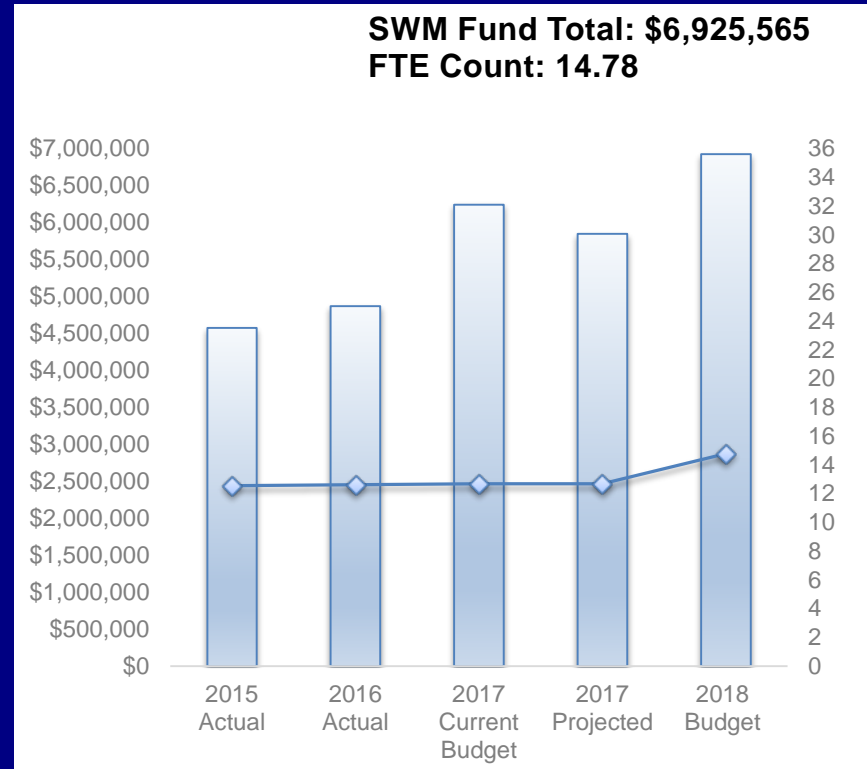
2018 BUDGET

Surface Water Utility:

\$6,925,565

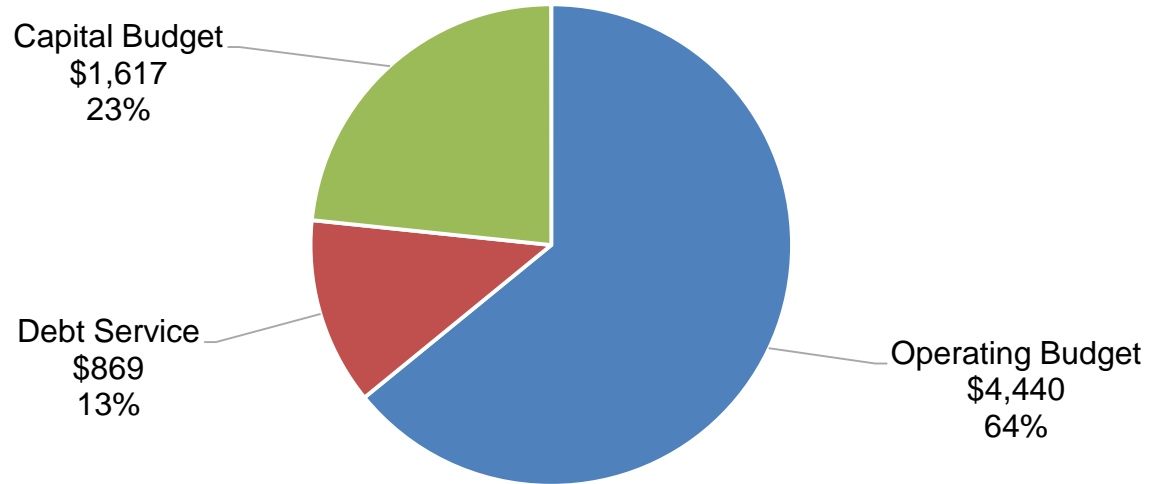
FTE Count: 14.78

Includes Operating Programs &
Capital Projects



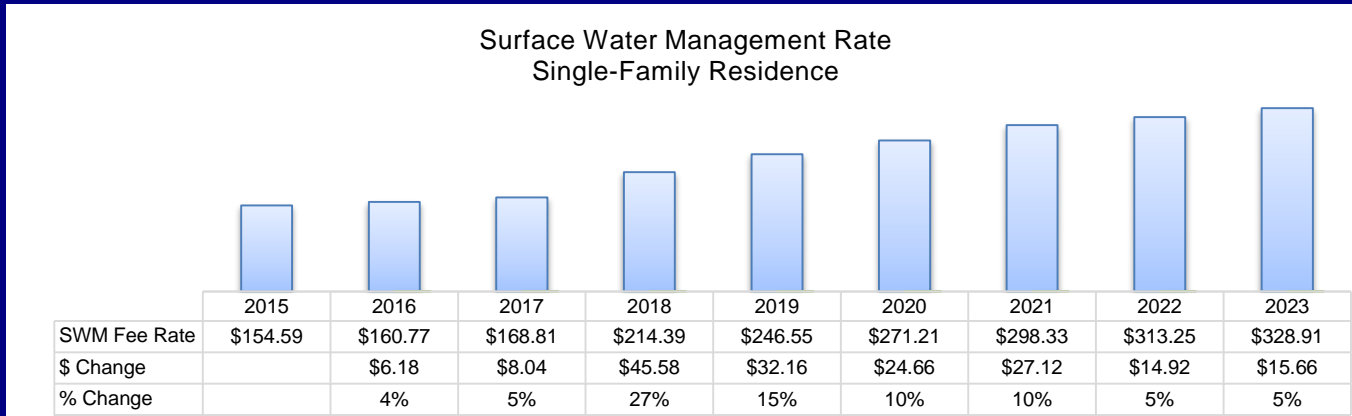
Surface Water Utility Fund

(\$ in '000's)



2018-2023 Surface Water Utility 2018 Fee Assumptions

- Primary Revenue Source: Surface Water Utility Fee
- 2018 Single Family Home Rate = \$214.39/yr
 - \$45.58 annual change from 2017 to 2018



Surface Water Utility Fund

2018 BUDGET CHANGES

- FTE Changes
 - Staffing for Proactive Management Strategy:
 - 1.00 FTE Public Works Sr. Maintenance Worker (Street and Surface Water Funds: \$98,600 ongoing / \$33,500 one-time):
 - 1.00 FTE Engineering Technician (Surface Water Fund: \$94,600)
 - 1.00 FTE Engineer 1 – Surface Water (Surface Water Fund: \$123,800)

Public Works (Cont.)

(Pages 389 - 428)

Surface Water Utility

2018 Capital Projects:

- Capacity: 1 Project - \$0.05 million
- Repair & Replacement: 6 Projects - \$1.06 million
- Other: 2 Projects - \$0.11 million
- Non-project specific – \$0.40 million

2018-2023:

- 27 Projects – \$19.68 million
- Non-project specific – \$2.60 million



Wastewater Utility Fund

Wastewater Utility Fund

(Pages 251 – 256, 281)

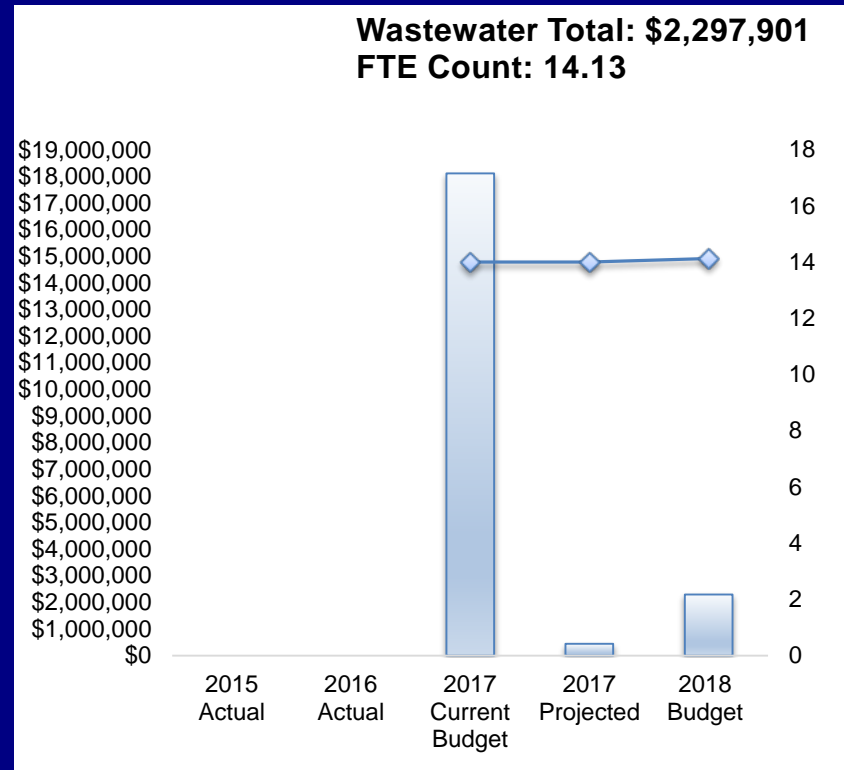
2018 BUDGET

Wastewater Utility:

\$2,297,901

FTE Count: 14.13

- Includes Operating Costs
- Excludes Capital Projects & Treatment Costs (remain with Ronald Wastewater District)



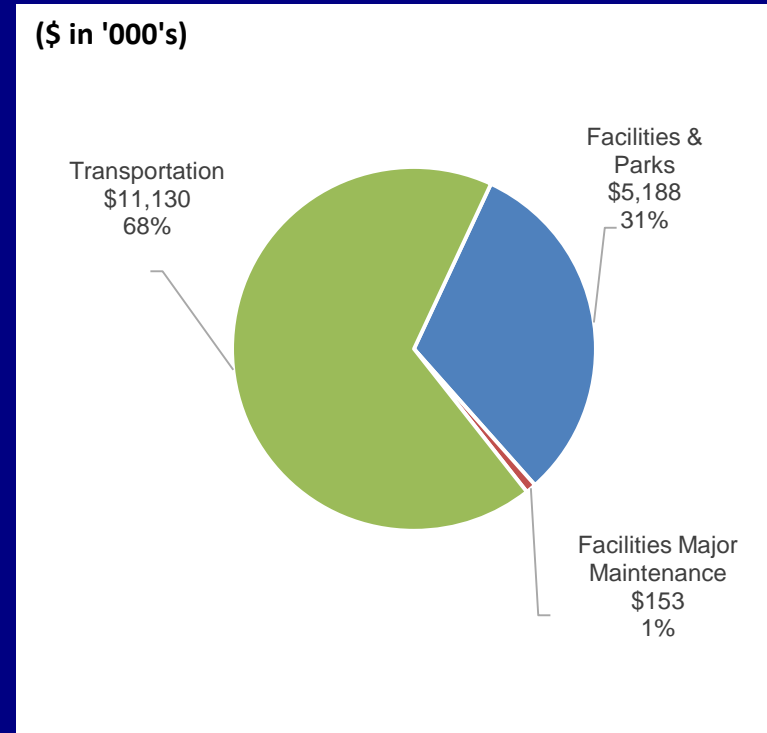
2018 – 2023 Proposed Capital Improvement Plan

- General Capital Fund
- City Facilities – Major Maintenance Fund
- Roads Capital Fund

2018 Proposed Capital Improvement Plan (Pages 287 - 385)

2018 Capital Projects:

- General Capital: 9 Projects – \$5.188 Million
- City Facilities - Major Maintenance: 5 Projects – \$0.153 Million
- Roads Capital: 17 Projects – \$11.130 Million



2018-2023 General Capital Fund

Parks 2018 Projects: 7 Projects – \$2.422 Million (Pages 310-334)

- KING COUNTY, TRAILS AND OPEN SPACE REPLACEMENT LEVY
- PARK ECOLOGICAL RESTORATION PROGRAM
- PARKS REPAIR AND REPLACEMENT
- TURF & LIGHTING REPAIR AND REPLACEMENT
- OUTDOOR MULTI-USE SPORT COURT
- PARKS FACILITIES RECREATION AMENITIES PLAN
- PROS PLAN IMPLEMENTATION

2018-2022 General Capital Fund

**Facilities 2018 Projects: 2 Projects – \$1.975 Million
(Pages 310 - 334)**

- Police Station at City Hall
- City Maintenance Facility

2018-2023 City Facilities – Major Maintenance Fund

2018 Projects – 5 Projects – \$0.153 Million

(Pages 338-350)

- CITY HALL LONG-TERM MAINTENANCE
- DUCT CLEANING
- SHORELINE POOL LONG-TERM MAINTENANCE
- RICHMOND HIGHLANDS COMMUNITY CENTER LONG-TERM MAINTENANCE
- SPARTAN RECREATION CENTER
- RICHMOND HIGHLANDS COMMUNITY CENTER LONG-TERM MAINTENANCE
- SPARTAN RECREATION CENTER



2018-2023 Roads Capital Fund

Repair and Replacement 2018: 6 Projects – \$3.452 Million

(Pages 354 - 385)

- TRAFFIC SAFETY IMPROVEMENTS
- ANNUAL ROAD SURFACE MAINTENANCE PROGRAM
- CURB RAMP, GUTTER AND SIDEWALK MAINTENANCE PROGRAM
- COMPLETE STREETS- PED/BIKE GAPS
- MERIDIAN AVE N & N 155TH ST SIGNAL IMPROV
- TRAFFIC SIGNAL REHABILITATION PROGRAM

2018-2023 Roads Capital Fund

2018 Capacity Construction: 11 Projects – \$7.061 Million

(Pages 354 - 385)

- 147TH/148TH NON-MOTORIZED BRIDGE
- ECHO LAKE SAFE ROUTES TO SCHOOL
- 145TH CORRIDOR - 99TH TO I5
- 145TH AND I5 INTERCHANGE
- 160TH AND GREENWOOD/INNIS ARDEN INTERSECTION
- 185TH CORRIDOR STUDY
- N 175TH ST - STONE AVE N TO I5
- RICHMOND BEACH RE-CHANNELIZATION
- RADAR SPEED SIGNS
- WESTMINSTER AND 155TH IMPROVEMENTS
- TRAIL ALONG THE RAIL

General Fund Transfers and Fund Balance

General Fund Transfers Out

Total: \$4,186,451

General Capital Fund:	
Police Station at City Hall (One-time)	\$1,471,505
Shoreline A&B	\$130,000
Parks Repair & Maintenance	\$50,000
Facilities – Major Maintenance Fund:	
City Hall & Shoreline Pool	\$50,000
General City Facilities	\$70,000
Dura Stripe	\$4,032

General Fund Transfers Out

Total: \$4,186,451

Roads Capital Fund:	
185 th Corridor Study (One-time)	\$375,000
Trail Along the Rail (One-Time)	\$100,000
147 th /148 th Non-Motorized Bridge (One-Time)	\$150,000
160 th & Greenwood/Innis Arden (One-Time)	\$105,000
Curb Ramp, Gutter, and Sidewalk Maintenance	\$152,517
Gambling Tax Equivalent	\$97,651

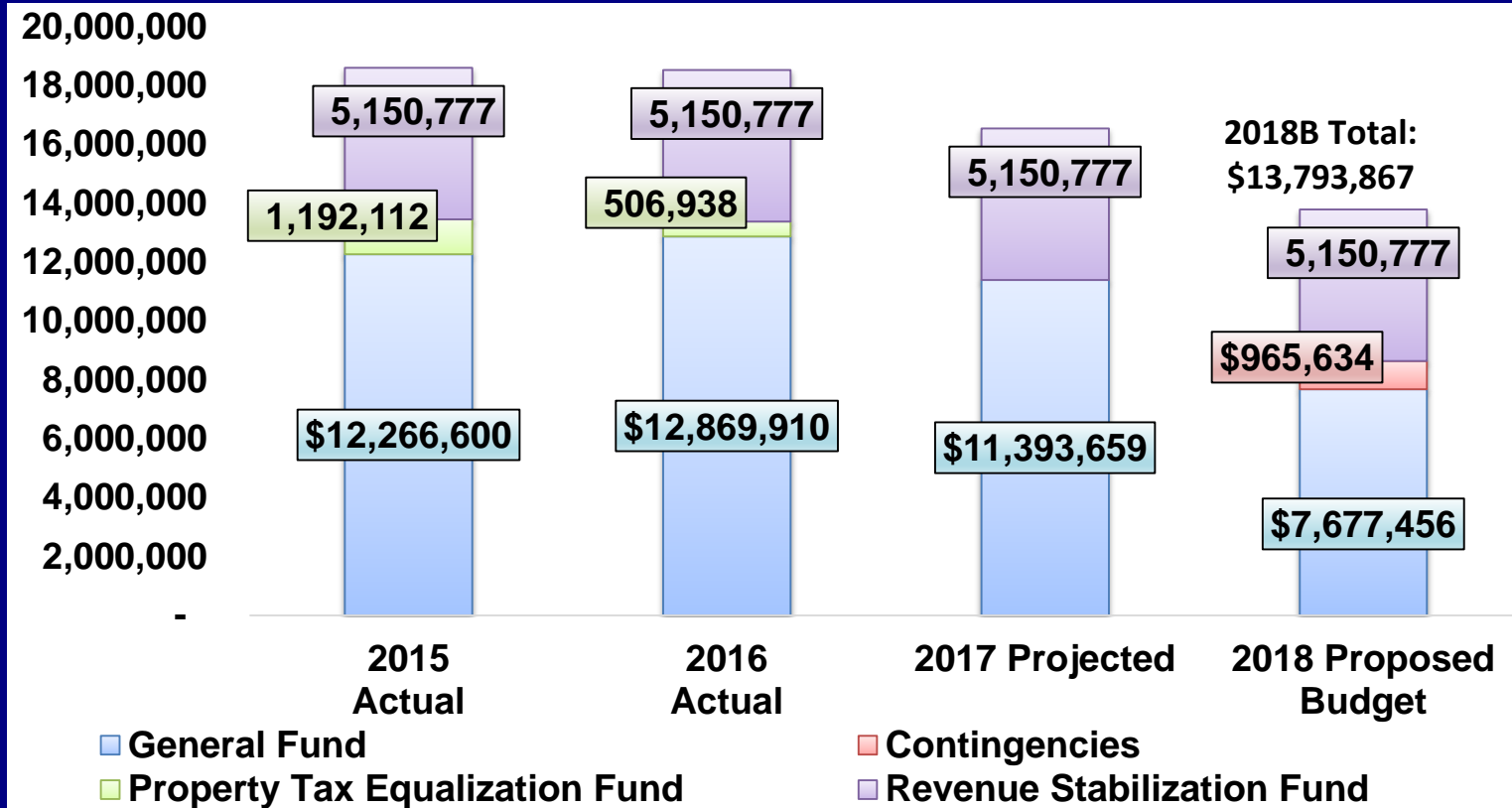
General Fund Transfers Out

Total: \$4,186,451

Debt Service Fund	
City Hall	\$678,871
North Maintenance Facility	\$260,635
Street Fund	
General Fund Support	\$437,213
Other	
General Fund portion for upgrades to scheduled vehicle replacements	\$54,027

General Reserves

Ending Fund Balance by Year



Debt Service Payments

Debt Service Funds

(Pages 97- 100, 274 - 276)

2006 Voted General Obligation Bond (2018 Debt Service: \$1.698M)

- Open Space Acquisition & Park Improvements
- Repayment Source – Property Tax Levy

2009 General Obligation Bond (2018 Debt Service: \$1.661M)

- City Hall
- Repayment Sources
 - Real Estate Excise Taxes
 - Federal Interest Subsidy (Build America Bonds)
 - General Fund

2013 General Obligation Bond (2018 Debt Service: \$0.261M)

- City Maintenance Facility
- Repayment Source - General Fund

<u>OTHER FUNDS</u>	<u>Expenditures</u>
Code Abatement	\$130,000
Equipment Replacement Fund	\$328,836
State Drug Enforcement Forfeiture Fund	\$18,243
Federal Crime Forfeiture Fund	\$0
Vehicle Maintenance and Operations Fund	\$772,302
Federal Drug Enforcement Forfeiture Fund	\$13,000
Public Art Fund	\$195,246
Unemployment Fund	17,500

Questions / Comments