

CITY OF SHORELINE  
**ANNUAL POLICE SERVICE REPORT**  
**2016**



Provided for the Residents by:

**CHIEF SHAWN LEDFORD, CITY OF SHORELINE POLICE DEPARTMENT**  
1206 N. 185th St.  
Shoreline, WA 98133  
(206) 801-2710  
pd@ci.shoreline.wa.us

## City of Shoreline Administration

MAYOR	Chris Roberts
DEPUTY MAYOR	Shari Winstead
COUNCIL MEMBERS	Keith McGlashan Will Hall Doris McConnell Jesse Salomon Keith Scully
CITY MANAGER	Debbie Tarry
CHIEF OF POLICE	Shawn Ledford



## From Your Police Chief

Dear Shoreline Residents,

It's my pleasure to present the 2016 Shoreline Police Department's service delivery report. The report tracks crime data, service efforts and accomplishments, crime trends, and budget information. There are 52 full-time employees assigned to the Shoreline Police Department. Partnering with the community to continually build trust and confidence in the department is of paramount importance to each of us.



Shoreline continues to be a safe community. Over the past two years, Part-1 crime (violent crime) has remained at its lowest level in over a decade. Our department continues to focus on crime prevention and property crime investigations. In 2016, Community Outreach and Problem Solving Officer Paula Bates held 47 community meetings focused on crime prevention. Last year, burglaries (-19%) and thefts (-12%) were both below the five-year average, while car prowls saw a slight increase (+2%). As a reminder, it is imperative to lock your doors and windows, remove valuables from your vehicle, and if you see something suspicious in your neighborhood to call 911 immediately.

Last fall, officers with the Shoreline Police and City Manager Debbie Tarry met with the Shorecrest and Shorewood High Schools' Black Student Unions. With some of the events that have occurred on a national level, it is essential for police to build a relationship with all community members to better understand their issues and concerns. We want people in our community to know the Shoreline Police Department follows LEED principles: Listen with Equity, Explain with Dignity. We pride ourselves in striving to be fair and objective in all of our interactions with our community.

During 2016, the Shoreline Police Department responded to 15,896 calls for service, initiated 12,927 contacts, and made 1,342 arrests. Last year, I awarded Lifesaver Awards to two officers whose actions helped save lives. In May, officers responded to a burglary in progress where the homeowner shot the suspect in the femoral artery. Officer Josh Holmes immediately provided first aid and a tourniquet to the suspect helping save his life. In December, Officer Matt Trizuto responded to a heart-attack victim. He administered first aid and an automated external defibrillator (AED) that helped save her life.

It's an honor to serve as your police chief. The Shoreline Police Department is committed to keeping you and your family safe.

Respectfully,  
Shawn V. Ledford  
Police Chief, City of Shoreline

**About**

City of Shoreline Administration ..... 2  
 From Your Police Chief ..... 3  
 About the Annual Police Service Report..... 5  
 Shoreline Police Department Mission, Goals, & Core Values..... 5  
 City of Shoreline Patrol Districts ..... 6

**Section 1: Police Service Highlights**

City Cost Comparison ..... 8  
 Shoreline’s Crime Rate ..... 9  
 Part I Violent Crimes against People ..... 10  
 Part I Non-Violent Crimes against Property ..... 11  
 Traffic and Automobile Incident Information ..... 12  
 Shoreline Police Department Traffic Programs ..... 13  
 Part I & II Cases Closed by Arrest..... 14  
 Adult and Juvenile Charges and Arrests ..... 14  
 Calls for Police Assistance ..... 15  
 Response Times to High Priority Calls ..... 16  
 Commissioned Officers per 1,000 Residents ..... 17  
 Dispatched Calls for Service (DCFS) per Patrol Officer ..... 17  
 Costs of Police Services per Capita..... 18  
 Cost per \$1,000 of Assessed Real Property Value..... 18

**Section 2: Police Service Data**

Crime Summary ..... 20



## About the Annual Police Service Report

The Annual Police Service Report contains information on the service efforts and accomplishments of the Shoreline Police Department to support its mission, goals, and objectives.

The goal of the report is to keep the City of Shoreline residents, staff, administrators and elected officials informed of police service and crime activity in the city. The report is produced by the City of Shoreline Police Department in partnership with the King County Sheriff's Office (KCSO) Research, Planning and Informational Services and Contracts Units. Questions about the report can be directed to the Shoreline Chief of Police.

The Police Service Highlights section gives a narrative of police efforts and year-to-year comparisons of selected crime and police service data.

The Police Service Data section provides further detailed crime and police service data. Please note that numbers in this section may differ slightly from numbers in the Police Services Highlights due to collection from several sources and in some cases rounding up.

## Shoreline Police Department Mission, Goals, & Core Values

### *Mission*

The mission of the Shoreline Police Department is to prevent crime and create an environment where people feel safe, while providing quality, professional law enforcement services designed to improve public safety.

### *Core Values*

The Shoreline Police are committed to the core values of Leadership, Integrity, Service and Teamwork. We firmly believe in our core values and let these values guide all work that we do in the community.

### *Goals & Objectives*

In order to realize this mission, the City of Shoreline Police Department has adopted the following goals and objectives:

Goal # 1: Provide high-quality, cost-effective, and accountable services to the City of Shoreline

Objective: Provide responsive services to residents.

Objective: Provide cost-effective services to residents.

Goal # 2: Reduce crime and the fear of crime

Objective: Use information for crime analysis

Objective: Apprehend offenders

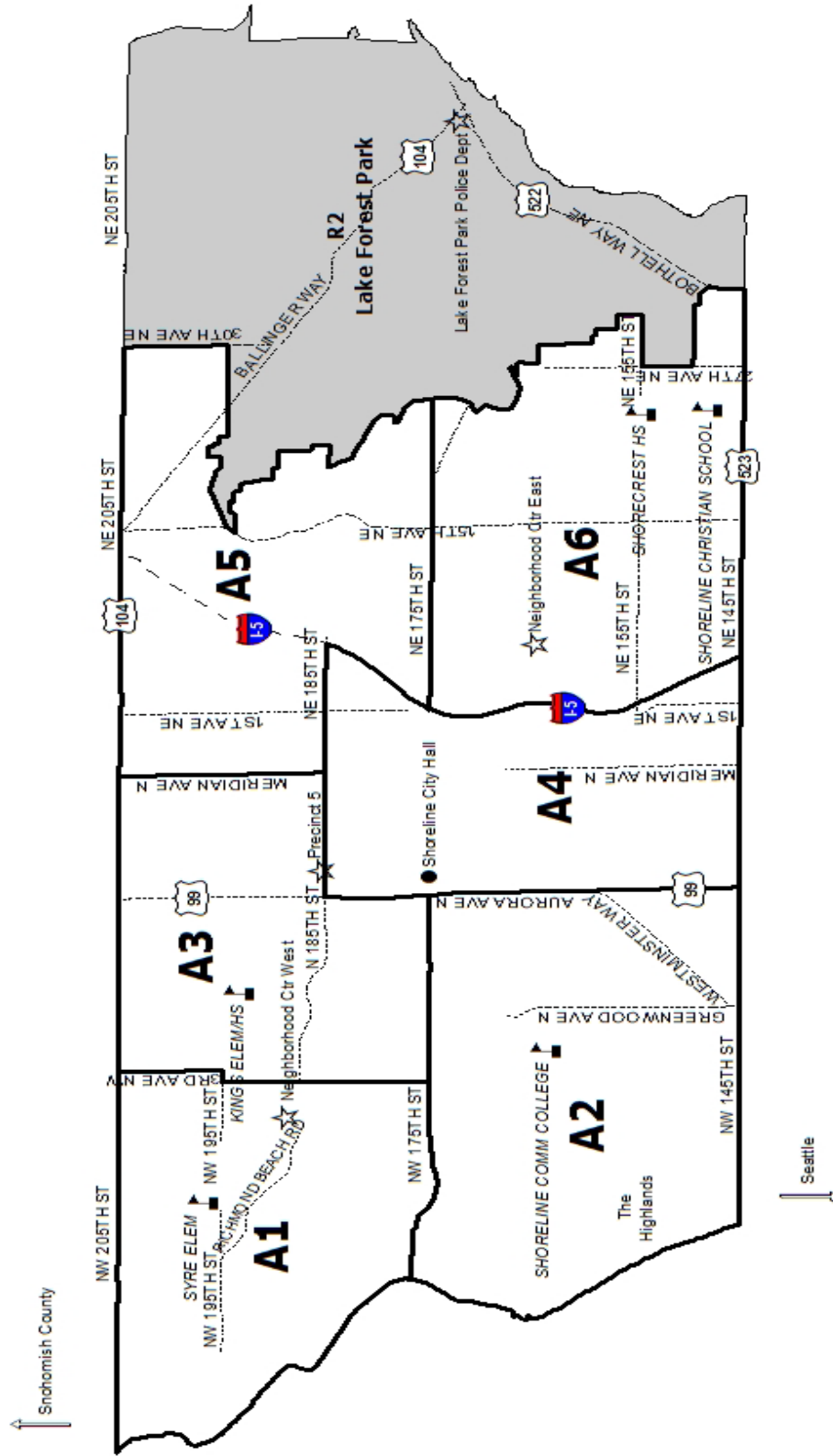
Objective: Prevent crime

Objective: Improve residents' feeling of security

Goal # 3: Increase diversity, including gender diversity, in the workplace



# City of Shoreline Patrol Districts



# City of Shoreline Police Service Highlights 2016



## City Cost Comparison

The annual police cost comparison study is conducted by the KCSO Contracts Unit. The study accounts for budget differences and may factor in (or out) certain line items in order to allow for “apples-to-apples” comparisons. Shoreline’s cost per capita here is different than the contract cost per capita, which only includes Shoreline’s law enforcement contract paid to the county.

City	2016 Police Budget	2016 Population	2016 Sworn	Cost/ Capita	Cost/ Sworn	Sworn/ 1000	
Algona	\$1,323,655	3,175	7.0	\$417	\$189,094	2.20	
Auburn	\$23,320,665	77,060	108.0	\$303	\$215,932	1.40	
Beaux Arts	\$20,636	300	0.1	\$69	\$206,360	0.33	
Bellevue	\$34,711,921	139,400	184.0	\$249	\$188,652	1.32	
Black Diamond	\$1,903,300	4,305	8.0	\$442	\$237,913	1.86	
Bothell	\$13,247,039	43,980	61.0	\$301	\$217,165	1.39	
Burien	\$11,194,000	50,000	51.5	\$224	\$217,317	1.03	
Carnation	\$497,503	1,850	2.3	\$269	\$220,134	1.22	
Clyde Hill	\$1,334,779	3,060	9.0	\$436	\$148,309	2.94	
Covington	\$3,788,942	18,750	18.2	\$202	\$208,298	0.97	
Des Moines	\$7,868,335	30,570	33.0	\$257	\$238,434	1.08	
Duvall	\$2,094,563	7,425	12.0	\$282	\$174,547	1.62	
Edmonds	\$9,361,220	40,900	55.0	\$229	\$170,204	1.34	
Federal Way	\$25,033,033	93,670	131.0	\$267	\$191,092	1.40	
Hunts Point	\$297,425	415	1.2	\$717	\$247,854	2.89	
Issaquah	\$8,348,000	34,590	37.0	\$241	\$225,622	1.07	
Kenmore	\$3,300,684	22,320	16.1	\$148	\$204,503	0.72	
Kent	\$32,235,879	124,500	151.0	\$259	\$213,483	1.21	
Kirkland	\$21,780,797	84,680	89.0	\$257	\$244,728	1.05	
Lake Forest Park	\$3,336,518	12,940	20.0	\$258	\$166,826	1.55	
Lynnwood	\$13,002,111	36,590	69.0	\$355	\$188,436	1.89	
Maple Valley	\$4,189,090	24,790	18.9	\$169	\$221,645	0.76	
Marysville	\$13,412,833	64,940	61.0	\$207	\$219,883	0.94	
Medina	\$2,050,148	3,165	9.0	\$648	\$227,794	2.84	
Mercer Island	\$6,716,706	23,660	31.0	\$284	\$216,668	1.31	
Mill Creek	\$4,673,447	19,900	25.0	\$235	\$186,938	1.26	
Mukilteo	\$4,492,055	21,070	28.0	\$213	\$160,431	1.33	
Newcastle	\$2,076,488	11,090	10.1	\$187	\$206,001	0.91	
Normandy Park	\$1,486,272	6,540	8.0	\$227	\$185,784	1.22	
North Bend	\$1,473,400	6,570	8.2	\$224	\$179,683	1.25	
Puyallup	\$14,899,707	39,850	58.0	\$374	\$256,892	1.46	
Redmond	\$17,002,031	60,560	64.0	\$281	\$265,657	1.06	
Renton	\$28,758,942	101,300	121.0	\$284	\$237,677	1.19	
Sammamish	\$6,555,120	61,250	31.7	\$107	\$207,113	0.52	
SeaTac	\$9,720,186	27,810	43.4	\$350	\$223,761	1.56	
Seattle	\$299,838,119	686,800	1,404.0	\$437	\$213,560	2.04	
Shoreline	\$12,345,306	54,990	52.4	\$225	\$235,463	0.95	
Skykomish	\$30,590	200	0.1	\$153	\$218,500	0.70	
Snoqualmie	\$4,217,642	13,110	17.8	\$322	\$236,946	1.36	
Sumner	\$3,952,638	9,705	19.0	\$407	\$208,034	1.96	
Tukwila	\$16,104,716	19,540	79.0	\$824	\$203,857	4.04	
University Place	\$3,528,408	32,230	15.0	\$109	\$235,227	0.47	
Woodinville	\$3,181,779	11,570	14.9	\$275	\$213,829	1.29	
Yarrow Point	\$329,892	1,040	2.0	\$317	\$164,946	1.92	
				<b>Partner City Averages (weighted)</b>	<b>\$200</b>	<b>\$219,083</b>	<b>0.91</b>
				<b>Non-Partner City Averages (weighted)</b>	<b>\$337</b>	<b>\$212,682</b>	<b>1.58</b>

### Data sources:

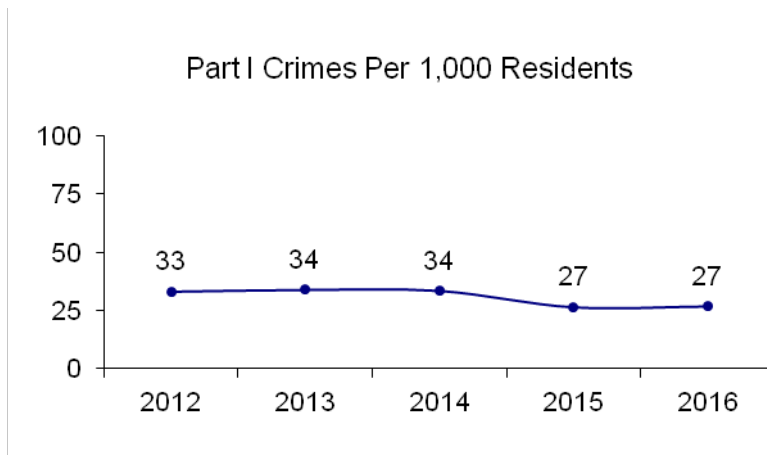


1. Budgets found on city websites or via city finance personnel. Population is from OFM.



### Shoreline's Crime Rate

The Crime Rate is a calculation of the number of Part I Crimes divided by population in thousands. Part I Crimes is a category of crimes established by the Federal Bureau of Investigation (FBI). It includes criminal homicide, forcible rape, robbery, aggravated assault, burglary, larceny-theft, motor vehicle theft, and arson.

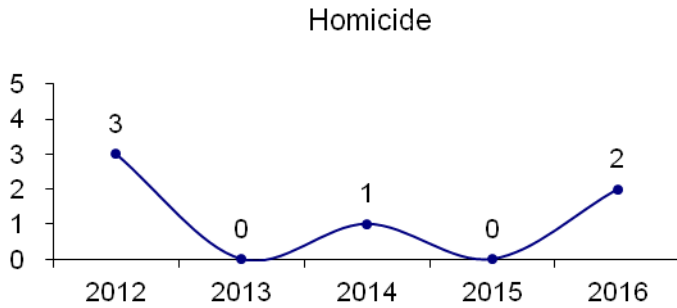


Source: Police Services Data



## Part I Violent Crimes against People

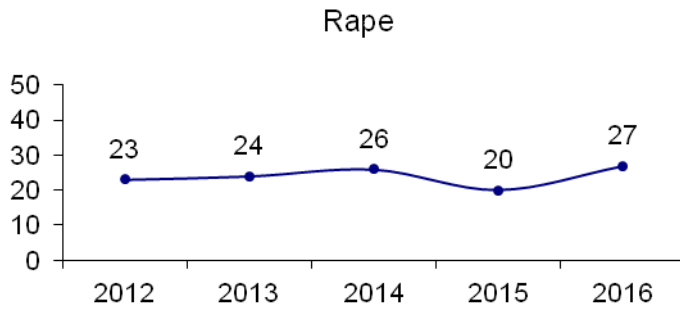
Part I Crimes include crimes categorized as “violent crimes” or “crimes against people.” The following are Shoreline’s Part I Violent Crimes.



Source for all below: Police Services Data

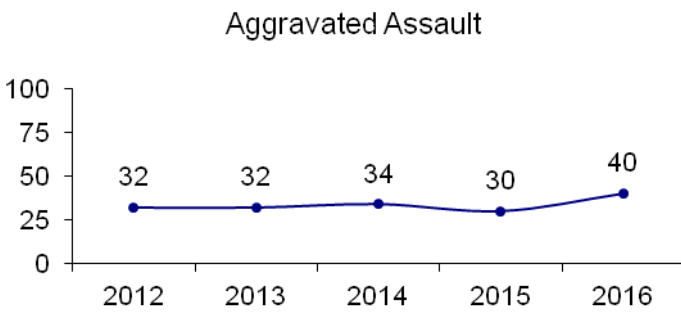
### Homicide

The willful killing of one human being by another. Includes murder and non-negligent manslaughter, justifiable homicide, and manslaughter by negligence.



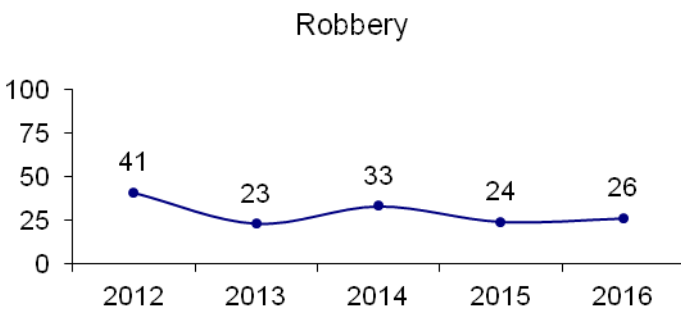
### Rape

Rapes by force and attempts or assaults to rape, regardless of the age of the victim, are included in this count. Statutory offenses (no force used—victim under age of consent) are excluded.



### Aggravated Assault

Aggravated assault is an unlawful attack by one person upon another for the purpose of inflicting severe or aggravated bodily injury. This type of assault usually is accompanied by the use of a weapon or by means likely to produce death or great bodily harm.



### Robbery

Robbery is the taking or attempting to take anything of value from the care, custody, or control of a person by force, threat of force, violence, or by putting the victim in fear.

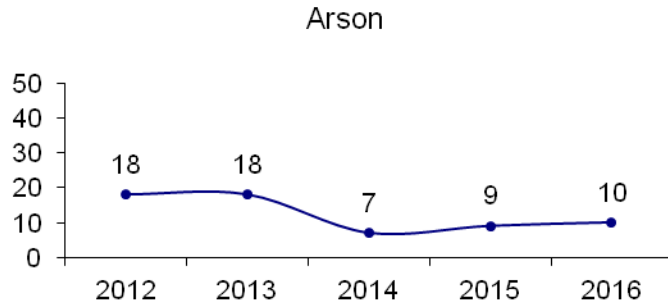


## Part I Non-Violent Crimes against Property

The second group of Part I Crimes is known as “non-violent crimes,” “crimes against property,” or “property crimes.” The following are Shoreline’s Part I Crimes against Property. Information about vehicle theft, also included in this category, can be found with traffic and automobile incident information.

### Arson

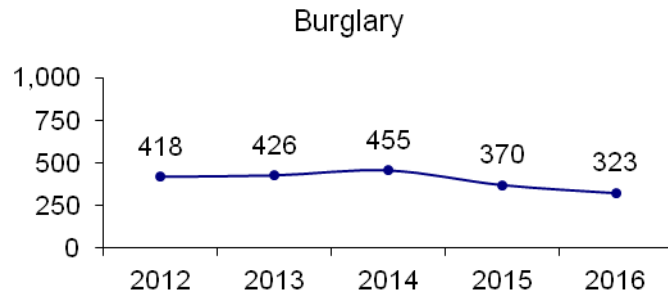
Arson is any willful or malicious burning or attempt to burn, with or without intent to defraud, a dwelling house, public building, motor vehicle or aircraft, or personal property of another.



Source for all below: Police Services Data

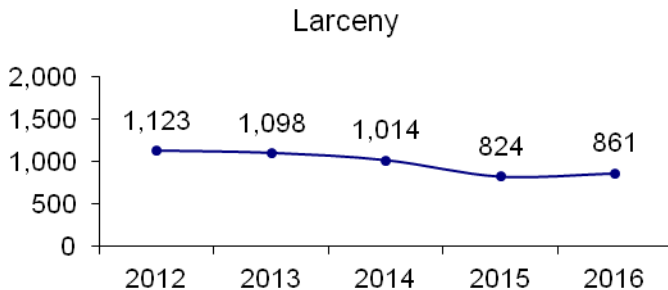
### Burglary (breaking or entering)

Burglary is the unlawful entry of a commercial or residential structure with the intent to commit a crime. Attempted forcible entry is included.



### Larceny (except vehicles)

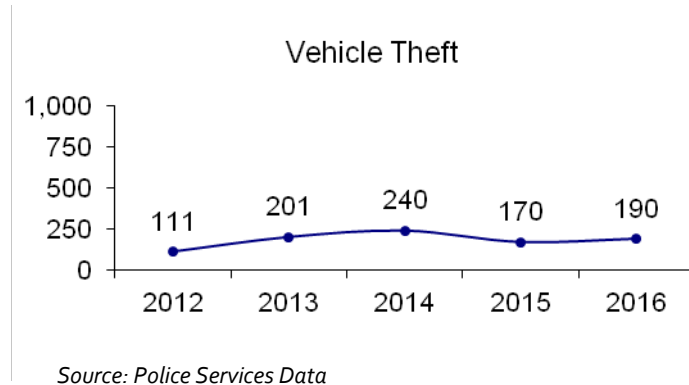
Larceny is the unlawful taking, carrying, leading, or riding away of property of any value amount from the possession or constructive possession of another. Examples are thefts of bicycles, motor vehicle parts and accessories, shoplifting, pocket-picking, or the stealing of any property or article that is not taken by force and violence or by fraud. Attempted larcenies are included. Embezzlement, forgery, check fraud, and like crimes are excluded.



## Traffic and Automobile Incident Information

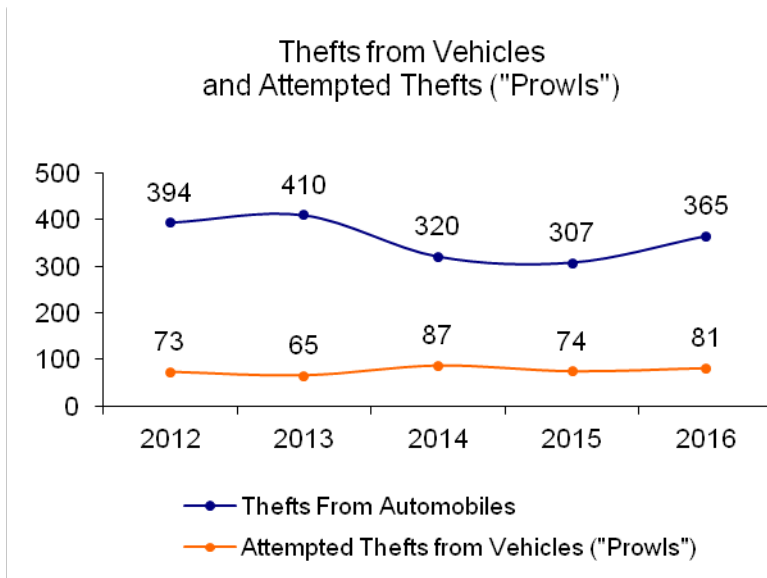
### Vehicle Theft

Vehicle theft is included in Part I Crimes against Property. It is the theft or attempted theft of a motor vehicle, which is defined as being self-propelled and running on a land surface and not on rails. Motorboats, construction equipment, airplanes, and farming equipment are specifically excluded from this category.



### Thefts and Attempted Thefts ("Prowls") from Automobiles

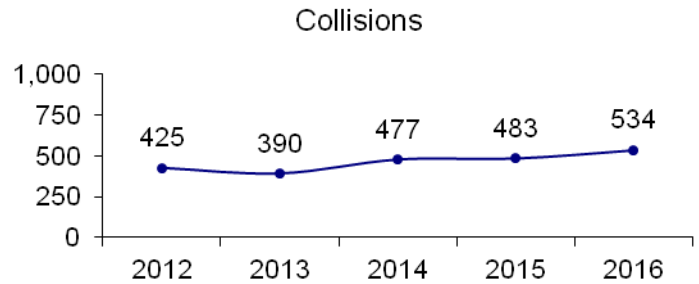
A theft or attempted theft ("prowl") from an automobile is the act or attempted act of taking something from the inside of an automobile.



## Shoreline Police Department Traffic Programs

### Traffic Collisions

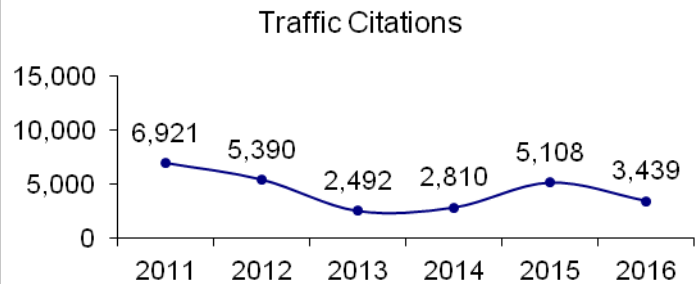
Collision information includes reports for injury, non-injury, and fatality vehicle collisions. Driving under the influence (DUI) collisions and hit-and-runs are excluded from this category.



Source: Police Services Data

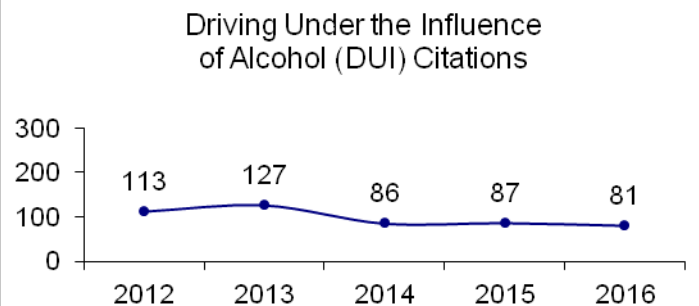
### Traffic Citations

Traffic citations include reports of all moving/hazardous violations (such as all accidents, driving under the influence, speeding, and reckless driving), and non-moving compliance violations (such as defective equipment and parking violations).



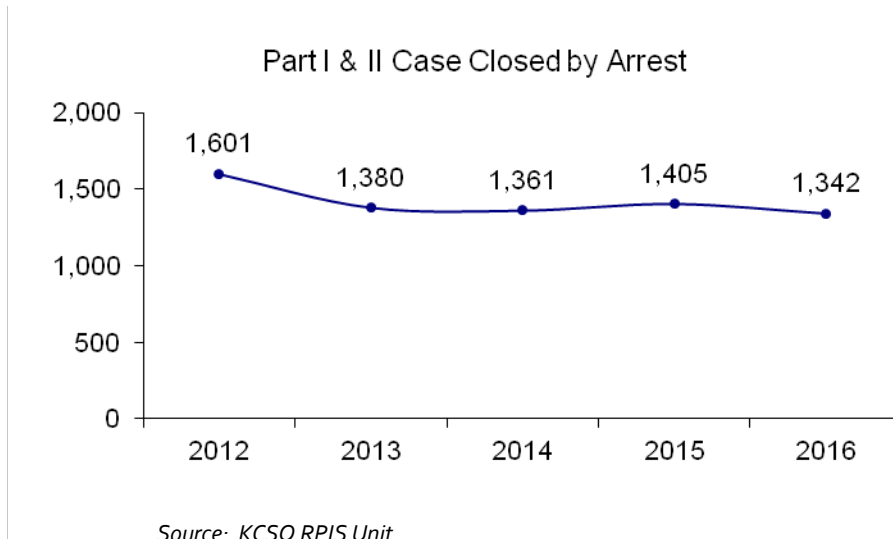
### DUI Citations

Driving under the influence of alcohol citations are included in the above count for traffic citations, but are broken out here to show trends.



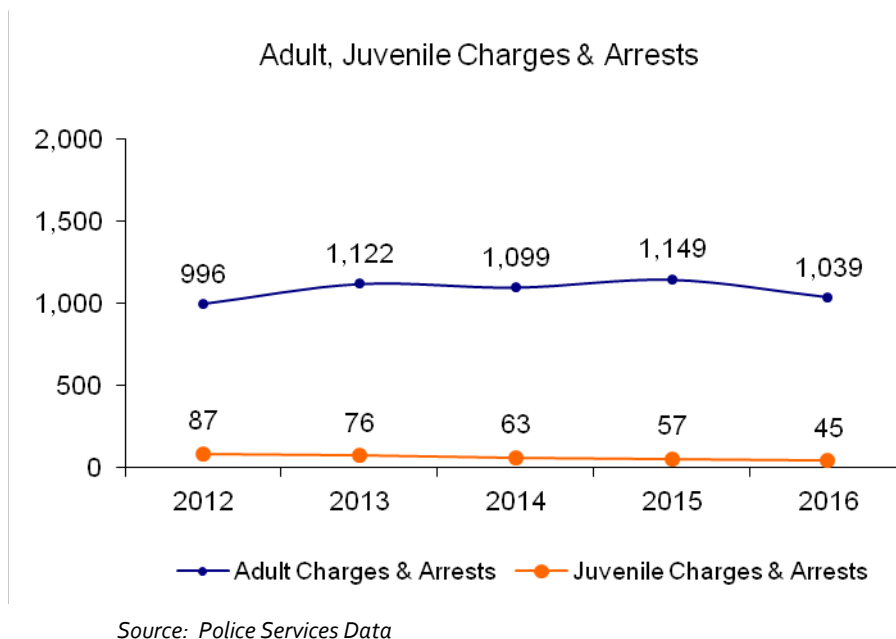
### Part I & II Cases Closed by Arrest

The cases below represent incidents where an officer or detective has recommended that the King County Prosecutor’s Office file criminal charges against the case suspect. These criminal charges may result in an arrest or another form of punitive action, such as a citation. A prosecuting attorney is solely responsible for the decision to formally file charges and prosecute defendants.



### Adult and Juvenile Charges and Arrests

One or more charges can result from a single arrest. Charges also can be filed when probable cause exists against a person who may not have been arrested. The following are the total number of felony and misdemeanor charges and arrests by adult and juvenile status.

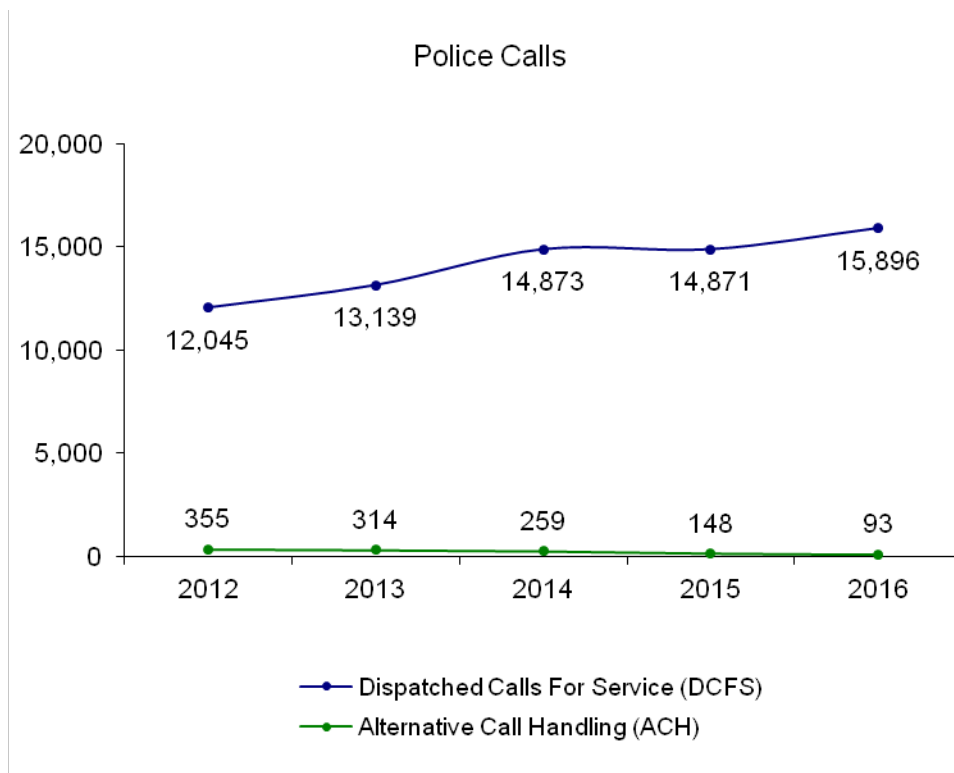


### Calls for Police Assistance

The public receives police assistance in a variety of ways. Residents can call the Emergency 911 Communications Center to have one or more officers dispatched to the field, called a “dispatched call for service.”

In addition to dispatched calls for service, 911 center operators can take certain types of reports over the phone through alternative call handling (ACH). This allows police officers more time to respond to those who need an officer present at the location of their incident.

Following are the numbers of dispatched calls for service (DCFS) and alternative call handling (ACH) incidents reported.



Source: Police Services Data and CAD



### Response Times to High Priority Calls

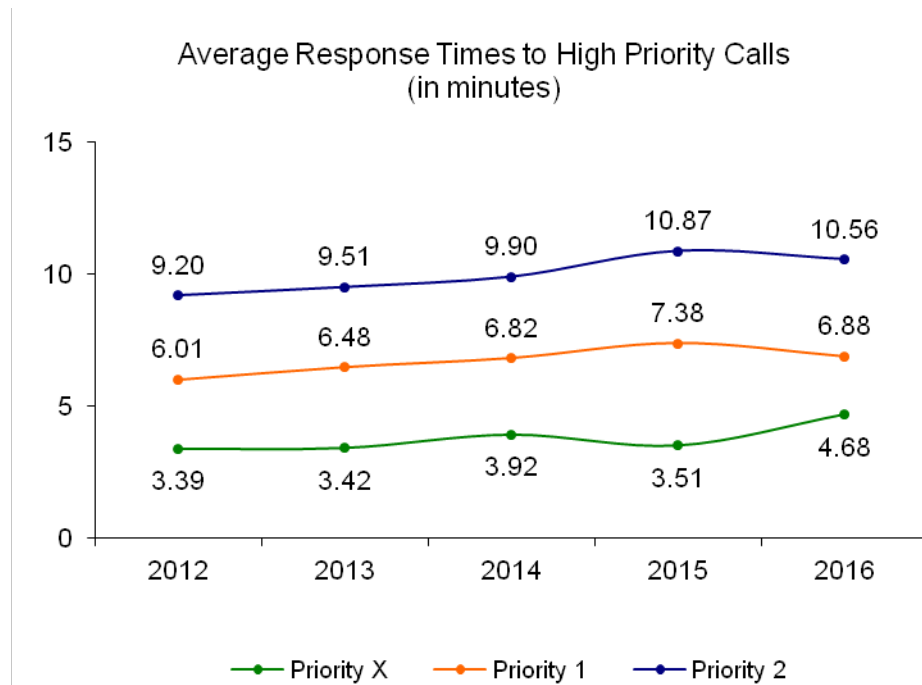
When calls for police assistance are received by the Emergency 911 Communications Center, they are entered into the Computer Aided Dispatch (CAD) system and given a “priority” based on the criteria described below. If the call receiver is in doubt as to the appropriate priority, the call is assigned the higher of the two priority designators in question.

“Priority X” designates critical dispatches. These are incidents that pose an obvious danger to the life of an officer or citizen. It is used for felony crimes in-progress where the possibility of confrontation between a victim and suspect exists. Examples include shootings, stabbings, robberies or burglaries.

“Priority 1” designates immediate dispatches. These are calls that require immediate police action. Examples include silent alarms, injury traffic accidents, in-progress crimes or crimes so recent that the suspect may still be in the immediate area.

“Priority 2” designates prompt dispatches. These are calls that could escalate to a more serious degree if not policed quickly. Examples include verbal disturbances and blocking traffic accidents.

Following are the City of Shoreline’s Police response times for the above priority calls. Response times include all time from the receipt of a phone call to the moment an officer arrives at the location of the incident.



Source: Police Services Data



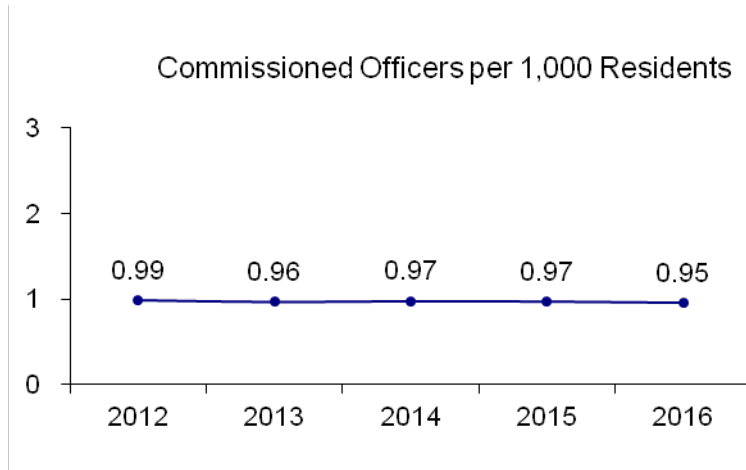
**Computer Aided Dispatch (CAD):** A computerized communication system used by emergency response agencies for dispatching and tracking calls for emergency assistance.





### Commissioned Officers per 1,000 Residents

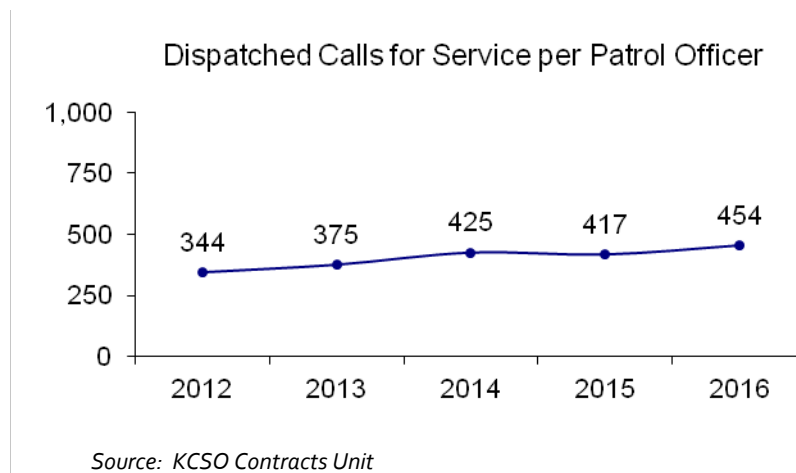
Commissioned officers per 1,000 residents shows how many commissioned police officers are employed by Shoreline for every 1,000 residents. The total number of commissioned officers includes full-time dedicated officers, plus officers who work in supervisory or other non-patrol related positions, as well as, officers that work in specialty units that are on-call for the city. Although the number of Shoreline’s dedicated officers may stay the same from year to year, the number of officers that respond to calls for service can change with the city’s needs. Therefore, the number of total commissioned officers can increase or decrease depending on Shoreline’s service needs from year to year.



Source: KCSO Contracts Unit

### Dispatched Calls for Service (DCFS) per Patrol Officer

Dispatched calls for service (DCFS) per patrol officer is the average number of dispatched calls one patrol officer responds to within a year. This number uses only dispatched calls Shoreline pays for and does not include the number of responses an officer initiates (such as, witnessing and responding to traffic violations, called “on views”). Also, the numbers below are *patrol only* and exclude non-patrol commissioned officers (such as, supervisors or special duty officers/detectives).



Source: KCSO Contracts Unit

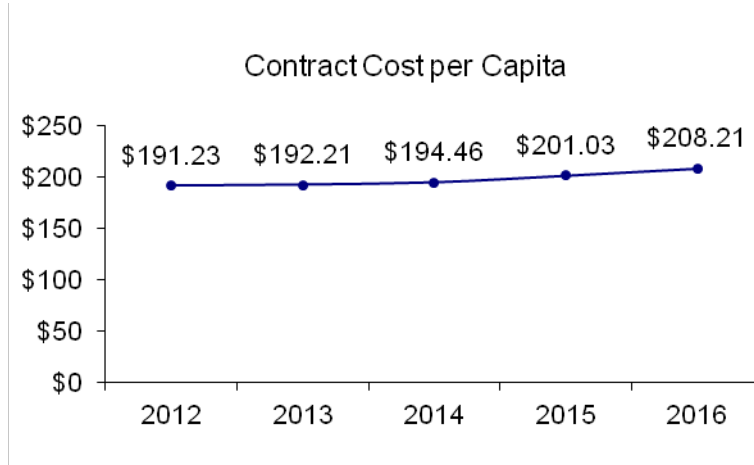


### Costs of Police Services per Capita

The City of Shoreline contracts with the King County Sheriff's Office (KCSO) for police services. Among other benefits, contracting for services from a larger law enforcement agency allows for cost savings through "economies of scale." Specific economies of scale provided through the contract with KCSO include:

- Mutual aid agreements with other law enforcement agencies in Washington State
- A large pool of officers if back-up help as necessary
- Coverage if city officers are away
- Expertise of specialized units to assist officers
- Experienced officers to select from for city staffing
- Cost sharing throughout the department to keep city costs down

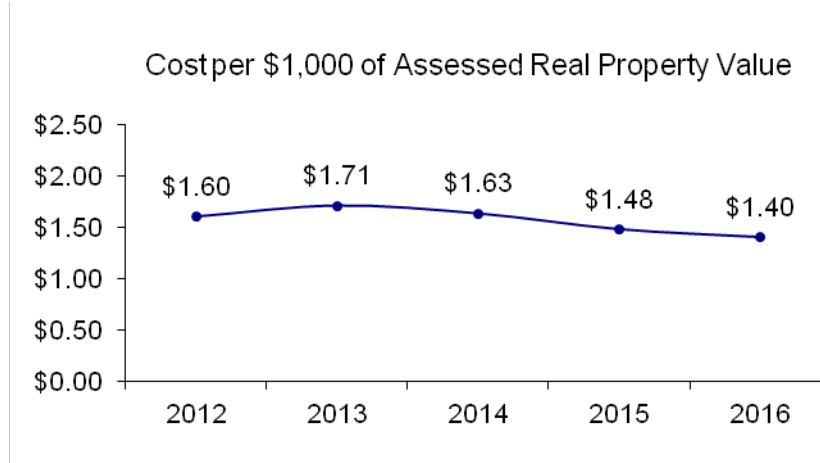
Costs for police services vary depending on a city's resources and the level and type of police services the community wants. The City of Shoreline may have additional funds or expenditures for special projects or programs as part of the city's law enforcement budget. These additional costs are not reflected in the contract cost per capita which shows the contract cost for police services divided by Shoreline's population.



Source: KCSO Contracts Unit

### Cost per \$1,000 of Assessed Real Property Value

Cost per \$1,000 of assessed real property value shows Shoreline's contract cost in relationship to the property values of Shoreline.



Source: King County Assessor's Office



# City of Shoreline Police Service Data 2016



<b>CRIME SUMMARY</b>	<b>1-Q</b>	<b>2-Q</b>	<b>3-Q</b>	<b>4-Q</b>	<b>YTD</b>
<b>TOTAL PART 1 OFFENSES</b>	<b>423</b>	<b>386</b>	<b>328</b>	<b>342</b>	<b>1479</b>
<b>TOTAL PART 2 OFFENSES</b>	<b>539</b>	<b>508</b>	<b>515</b>	<b>453</b>	<b>2015</b>
<b>Officers Assaulted</b>	<b>0</b>	<b>0</b>	<b>0</b>	<b>0</b>	<b>0</b>
<b>Total Domestic Violence Offenses</b>	<b>79</b>	<b>77</b>	<b>54</b>	<b>48</b>	<b>258</b>
<b>Gang Incidents</b>	<b>2</b>	<b>5</b>	<b>3</b>	<b>4</b>	<b>14</b>
<b>Total Adult Arrests</b>	<b>363</b>	<b>212</b>	<b>244</b>	<b>220</b>	<b>1039</b>

<b>AUTO RECOVERIES</b>	<b>1-Q</b>	<b>2-Q</b>	<b>3-Q</b>	<b>4-Q</b>	<b>YTD</b>
Inside / Inside	25	9	23	31	88
Outside / Inside	24	25	19	29	97

<b>PART 1 Cases Closed/Cleared for the following offenses:</b>					
	<b>1-Q</b>	<b>2-Q</b>	<b>3-Q</b>	<b>4-Q</b>	<b>YTD</b>
Homicide	0	0	0	2	2
Rape (including attempt)	0	1	1	1	3
Robbery	2	1	1	4	8
Aggravated Assault	5	7	4	8	24
Commercial Burglary	3	0	2	1	6
Residential Burglary	2	6	0	1	9
Larceny	79	43	16	33	171
Arson	0	1	1	0	2
<b>TOTAL</b>	<b>91</b>	<b>59</b>	<b>25</b>	<b>50</b>	<b>225</b>

<b>PART 2 Cases Closed/Cleared for the following offenses:</b>					
	<b>1-Q</b>	<b>2-Q</b>	<b>3-Q</b>	<b>4-Q</b>	<b>YTD</b>
Assault 4th Degree	31	24	30	26	111
Narcotics	13	16	29	11	69
Check Frauds	6	1	5	4	16
<b>TOTAL</b>	<b>50</b>	<b>41</b>	<b>64</b>	<b>41</b>	<b>196</b>

<b>PART 1 OFFENSES</b>	<b>1-Q</b>	<b>2-Q</b>	<b>3-Q</b>	<b>4-Q</b>	<b>YTD</b>
Assault, Hands	7	5	5	3	20
Assault, Knife	0	3	0	2	5
Assault, Firearm	0	2	3	1	6
Assault, ODW	5	1	2	1	9
<b>HOMICIDE</b>	<b>0</b>	<b>0</b>	<b>0</b>	<b>2</b>	<b>2</b>
<b>Robbery, Bank</b>	<b>1</b>	<b>0</b>	<b>0</b>	<b>1</b>	<b>2</b>
<b>Robbery, Chain Store</b>	<b>0</b>	<b>0</b>	<b>1</b>	<b>2</b>	<b>3</b>
<b>Robbery, Commercial</b>	<b>0</b>	<b>0</b>	<b>0</b>	<b>0</b>	<b>0</b>
<b>Robbery, Gas Station</b>	<b>1</b>	<b>1</b>	<b>1</b>	<b>1</b>	<b>4</b>
<b>Robbery, Highway</b>	<b>0</b>	<b>6</b>	<b>0</b>	<b>3</b>	<b>9</b>
<b>Robbery, Miscellaneous</b>	<b>0</b>	<b>2</b>	<b>3</b>	<b>0</b>	<b>5</b>
<b>Robbery, Residence</b>	<b>1</b>	<b>0</b>	<b>1</b>	<b>1</b>	<b>3</b>
<b>Robbery, Carjack</b>	<b>0</b>	<b>0</b>	<b>0</b>	<b>0</b>	<b>0</b>
<b>Attempted Rape</b>	<b>1</b>	<b>1</b>	<b>0</b>	<b>0</b>	<b>2</b>
<b>Rape</b>	<b>7</b>	<b>7</b>	<b>6</b>	<b>1</b>	<b>21</b>
<b>Child Rape</b>	<b>1</b>	<b>2</b>	<b>1</b>	<b>0</b>	<b>4</b>
Comm Burglary, FE	20	15	12	10	57
Comm Burglary, NF	3	9	3	4	19
Comm Burglary, ATT	1	2	2	3	8
Residential Burglary, FE	35	41	23	29	128
Residential Burglary, NF	27	23	20	14	84
Residential Burglary,ATT	7	12	5	3	27
Larceny	248	215	192	206	861
<b>Vehicle Theft</b>	<b>55</b>	<b>33</b>	<b>42</b>	<b>54</b>	<b>184</b>
<b>Truck-Bus Theft</b>	<b>0</b>	<b>0</b>	<b>0</b>	<b>0</b>	<b>0</b>
<b>Other Vehicle Theft</b>	<b>2</b>	<b>0</b>	<b>4</b>	<b>0</b>	<b>6</b>
Theft Boat/RV	0	0	0	0	0
<b>Arson Confirmed</b>	<b>1</b>	<b>6</b>	<b>2</b>	<b>1</b>	<b>10</b>
<b>TOTAL PART 1 OFFENSES</b>	<b>423</b>	<b>386</b>	<b>328</b>	<b>342</b>	<b>1479</b>

<b>PART 2 OFFENSES</b>	<b>1-Q</b>	<b>2-Q</b>	<b>3-Q</b>	<b>4-Q</b>	<b>YTD</b>
Assault 4th Degree	38	40	47	35	160
Total Sex Offenses	27	20	22	13	82
Family/Juvenile Offenses	30	43	34	38	145
Forgery/Fraud Offenses	66	63	60	59	248
Commercial Vice	2	2	5	1	10
Gambling, Other	0	0	0	0	0
Kidnapping	0	1	0	0	1
Weapons	3	8	5	1	17
All Other	101	86	80	88	355
Viol Crt Order (misd)	18	22	13	14	67
Viol Crt Order (felony)	1	3	1	1	6
<b>HATE CRIMES</b>	0	1	0	0	1
Stolen Property	2	2	2	0	6
Trespass	85	71	89	64	309
Vandalism	96	70	87	86	339
Disorderly Conduct	1	2	2	0	5
Liquor Violation	28	33	24	18	103
D U I	28	25	15	24	92
<b>HEROIN, etc</b>	7	9	12	5	33
<b>SYNTHETIC NARCOTICS</b>	4	6	12	2	24
<b>OTHER NARCOTICS</b>	1	0	5	4	10
<b>MARIJUANA</b>	1	1	0	0	2
<b>TOTAL PART 2 OFFENSES</b>	<b>539</b>	<b>508</b>	<b>515</b>	<b>453</b>	<b>2015</b>

Dispatched Calls for Service	1-Q	2-Q	3-Q	4-Q	YTD
	A1	311	370	464	324
A2	574	604	531	561	2270
A3	928	937	997	831	3693
A4	689	814	807	709	3019
A5	612	682	708	712	2714
A6	650	758	682	641	2731
<b>TOTAL DCFS</b>	<b>3764</b>	<b>4165</b>	<b>4189</b>	<b>3778</b>	<b>15896</b>

AVG Response Time	1-Q	2-Q	3-Q	4-Q
Critical Dispatch X=	4.98	3.98	3.91	5.16
Immediate Dispatch 1=	6.73	6.98	7.07	6.71
Prompt Dispatch 2=	10.46	11.69	10.00	9.97
Routine Dispatch 3=	27.83	30.36	24.09	22.96

LARCENY OFFENSES	1-Q	2-Q	3-Q	4-Q	YTD
D/D	0	0	0	2	2
Gas	0	0	0	0	0
APA	4	3	3	3	13
Bike	8	8	12	8	36
COMD	1	1	0	0	2
NSC	21	25	11	25	82
P/P	6	3	4	4	17
P/S	2	1	3	1	7
S/L	80	70	30	39	219
TFA	94	73	103	95	365
TFB	32	31	26	29	118
<b>TOTAL</b>	<b>248</b>	<b>215</b>	<b>192</b>	<b>206</b>	<b>861</b>

<b>ARRESTS</b>					
<b>Juvenile Arrests</b>	<b>1-Q</b>	<b>2-Q</b>	<b>3-Q</b>	<b>4-Q</b>	<b>YTD</b>
Felony	3	3	0	4	10
Misdemeanor	8	12	6	9	35
Homicide	0	0	0	0	0
<b>JUVENILE ARREST TOTAL</b>	<b>11</b>	<b>15</b>	<b>6</b>	<b>13</b>	<b>45</b>
<b>Adult Arrests</b>	<b>1-Q</b>	<b>2-Q</b>	<b>3-Q</b>	<b>4-Q</b>	<b>YTD</b>
Felony	54	35	38	39	166
Misdemeanor	309	177	206	180	872
Homicide	0	0	0	1	1
<b>ADULT ARREST TOTAL</b>	<b>363</b>	<b>212</b>	<b>244</b>	<b>220</b>	<b>1039</b>
<b>Grand Total Arrests</b>	<b>374</b>	<b>227</b>	<b>250</b>	<b>233</b>	<b>1084</b>



JUVENILE FEL. ARRESTS	1-Q	2-Q	3-Q	4-Q	YTD
Aggravated Assault	0	0	0	0	0
Arson	0	0	0	0	0
Burglary	2	0	0	0	2
Counterfeiting / Forgery	0	0	0	0	0
Disorderly Conduct	0	0	0	0	0
D U I	0	0	0	0	0
Embezzlement	0	0	0	0	0
Forcible Rape	0	0	0	0	0
Fraud	0	0	0	0	0
Gambling, Other	0	0	0	0	0
Larceny	1	0	0	0	1
Liquor Violation	0	0	0	0	0
Marijuana	0	0	0	0	0
Narcotics / Drug Violation	0	0	0	0	0
Other (except Traffic)	0	2	0	0	2
Other (Traffic Violations)	0	0	0	0	0
Prostitution - VICE	0	0	0	0	0
Robbery	0	1	0	4	5
Sex Offense (No Rape)	0	0	0	0	0
Simple Assault	0	0	0	0	0
Stolen Property	0	0	0	0	0
Vandalism	0	0	0	0	0
Vehicle Theft	0	0	0	0	0
Weapons Violations	0	0	0	0	0
<b>TOTAL</b>	<b>3</b>	<b>3</b>	<b>0</b>	<b>4</b>	<b>10</b>

JUVENILE MISD ARRESTS	1-Q	2-Q	3-Q	4-Q	YTD
Aggravated Assault	0	0	0	0	0
Arson	0	1	0	0	1
Burglary	0	0	0	0	0
Counterfeiting / Forgery	0	0	0	1	1
Court Order Violation			1	3	4
Disorderly Conduct	0	0	0	0	0
D U I	1	0	0	0	1
Embezzlement	0	0	0	0	0
Forcible Rape	0	0	0	0	0
Fraud	0	0	0	0	0
Gambling, Other	0	0	0	0	0
Larceny	1	5	1	0	7
Liquor Violation	0	0	0	0	0
Marijuana	1	1	0	0	2
Narcotics / Drug Violation	0	0	0	0	0
Other (except Traffic)	0	1	1	1	3
Other (Traffic Violations)	1	1	0	2	4
Prostitution - VICE	0	0	0	0	0
Robbery	0	0	0	0	0
Sex Offense (No Rape)	0	0	0	0	0
Simple Assault	3	3	3	2	11
Stolen Property	0	0	0	0	0
Vandalism	0	0	0	0	0
Vehicle Theft	0	0	0	0	0
Weapons Violations	1	0	0	0	1
<b>TOTAL</b>	<b>8</b>	<b>12</b>	<b>6</b>	<b>9</b>	<b>35</b>

<b>ADULT FELONY ARRESTS</b>	<b>1-Q</b>	<b>2-Q</b>	<b>3-Q</b>	<b>4-Q</b>	<b>YTD</b>
Aggravated Assault	4	5	2	7	18
Arson	0	0	0	0	0
Burglary	3	5	2	5	15
Counterfeiting / Forgery	2	0	0	0	2
Court Order Violation	2	2	0	2	6
Disorderly Conduct	0	0	0	0	0
D U I	0	0	0	0	0
Embezzlement	1	0	0	0	1
Forcible Rape	0	3	0	0	3
Fraud	3	0	1	0	4
Gambling, Other	0	0	0	0	0
Larceny	5	3	0	2	10
Liquor Violation	0	0	0	0	0
Marijuana	0	0	0	0	0
Narcotics / Drug Violation	14	9	18	3	44
Other (except Traffic)	3	2	0	0	5
Other (Traffic Violations)	0	1	1	2	4
Prostitution - VICE	0	0	0	0	0
Robbery	3	0	1	8	12
Sex Offense (No Rape)	0	1	0	0	1
Simple Assault	0	0	0	0	0
Stolen Property	5	0	5	1	11
Vandalism	1	0	1	0	2
Vehicle Theft	5	3	6	8	22
Weapons Violations	3	1	1	1	6
<b>TOTAL</b>	<b>54</b>	<b>35</b>	<b>38</b>	<b>39</b>	<b>166</b>

<b>ADULT MISD ARRESTS</b>	<b>1-Q</b>	<b>2-Q</b>	<b>3-Q</b>	<b>4-Q</b>	<b>YTD</b>
Aggravated Assault	1	0	1	1	3
Arson	0	0	0	0	0
Burglary	0	0	1	0	1
Counterfeiting / Forgery	0	0	1	0	1
Court Order Violation	15	10	12	4	41
Disorderly Conduct	0	0	1	0	1
D U I	25	17	15	18	75
Embezzlement	0	0	0	0	0
Forcible Rape	0	0	0	0	0
Fraud	1	0	1	0	2
Gambling, Other	0	0	0	0	0
Larceny	83	38	27	33	181
Liquor Violation	1	4	0	0	5
Marijuana	1	0	0	0	1
Narcotics / Drug Violation	4	3	11	9	27
Other (except Traffic)	36	20	22	10	88
Other (Traffic Violations)	95	51	70	71	287
Prostitution - VICE	0	0	0	0	0
Robbery	0	0	0	0	0
Sex Offense (No Rape)	0	1	0	0	1
Simple Assault	33	22	29	21	105
Stolen Property	3	2	2	0	7
Vandalism	11	7	12	12	42
Vehicle Theft	0	0	0	0	0
Weapons Violations	0	2	1	1	4
<b>TOTAL</b>	<b>309</b>	<b>177</b>	<b>206</b>	<b>180</b>	<b>872</b>