

2017 Proposed Budget

- Public Hearing
 - Emphasis on Revenue Sources
- Final Budget Discussion



2017 Budget Information

- The 2017 Proposed Budget is available on-line at the City of Shoreline Website at:

<http://www.shorelinewa.gov>

Click on Budget & CIP Policies under the Government tab

- 2017 Budget Books Available for Review at:
 - Shoreline Library, Richmond Beach Library, City Hall
- 2017 Budget Books on CD Available for purchase at City Hall

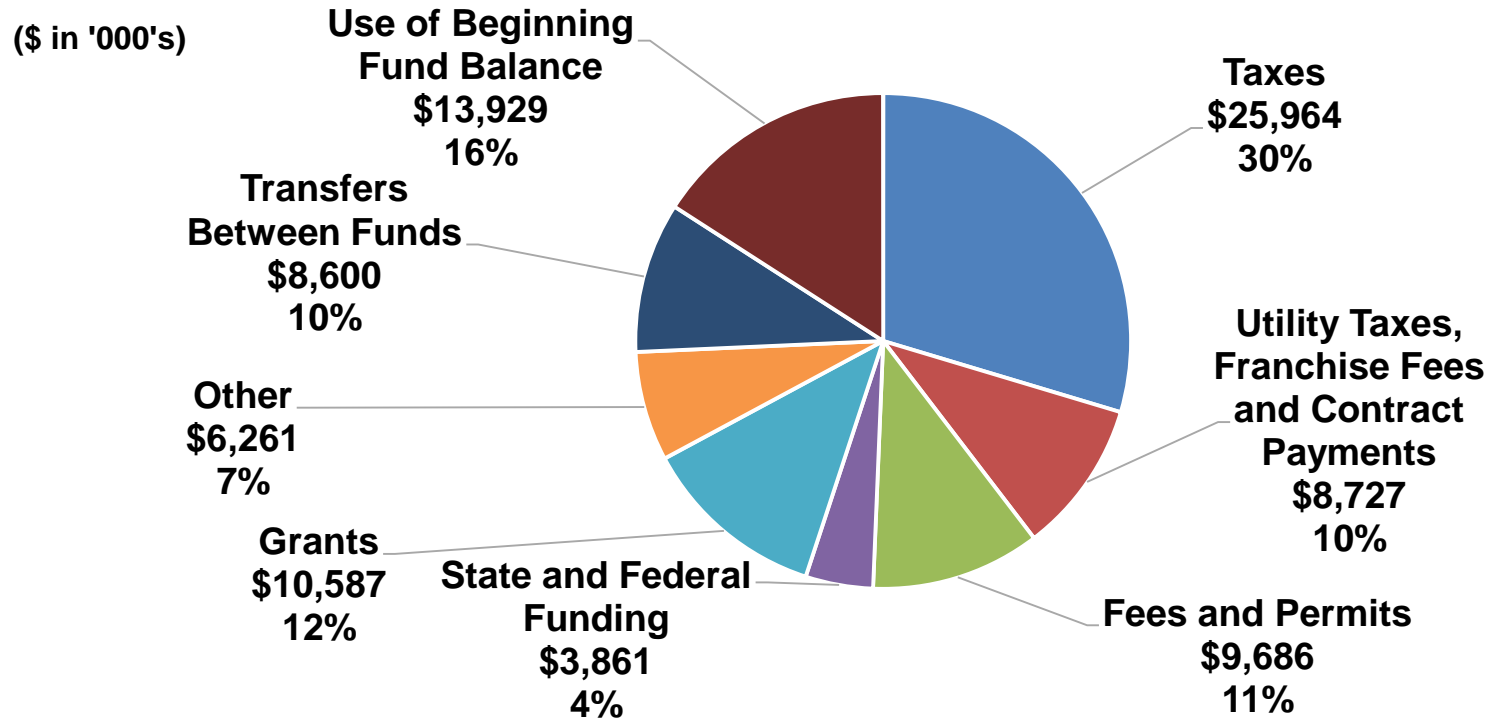
2017 Budget & CIP Review Schedule

- October 10 ✓ Transmittal of 2017 Proposed Budget and 2017-2022 CIP
- October 17 ✓ Review of Department Budgets
- October 24 ✓ Continued Review of Department Budgets and Review of 2017-2022 CIP
- November 7 ✓ Public Hearing on 2017 Proposed Budget and 2017-2022 CIP
- November 14 ← Public Hearing on 2017 Property Tax Levy & Revenue Sources
- November 21 Adoption of 2017 Budget, Adoption of 2017 Property Tax Levy, and Adoption of 2017-2022 CIP

2017 Revenues

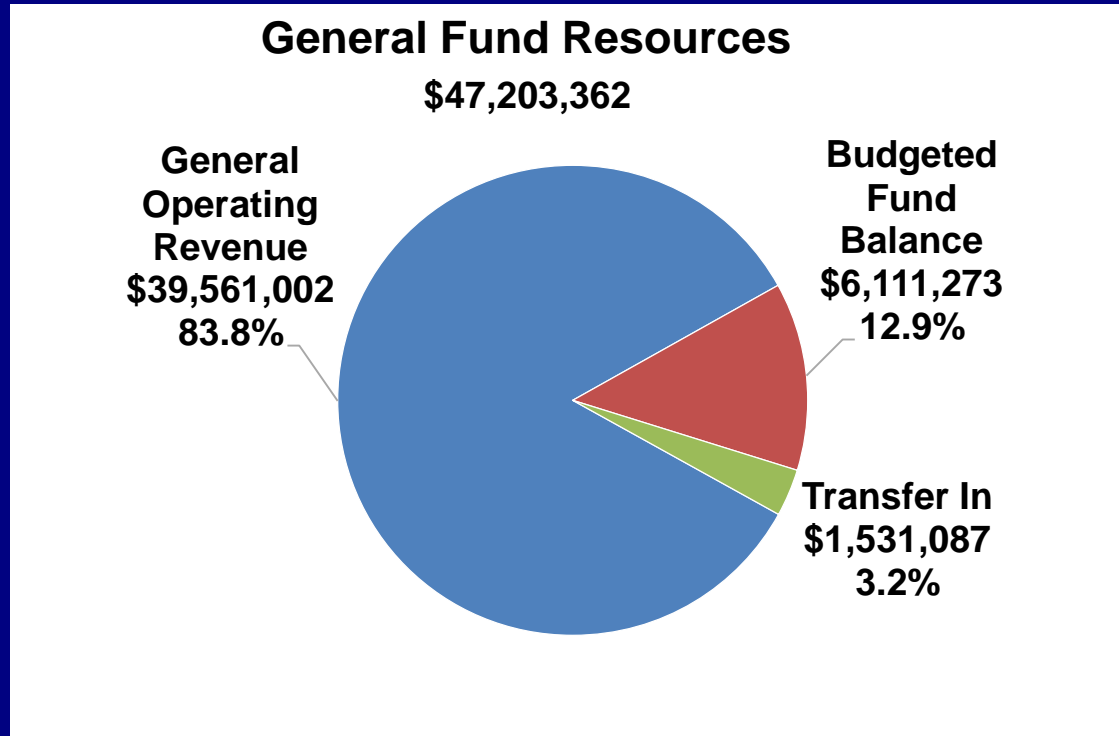
Where Will the Money Come From?

Total Budget: \$87.319 Million



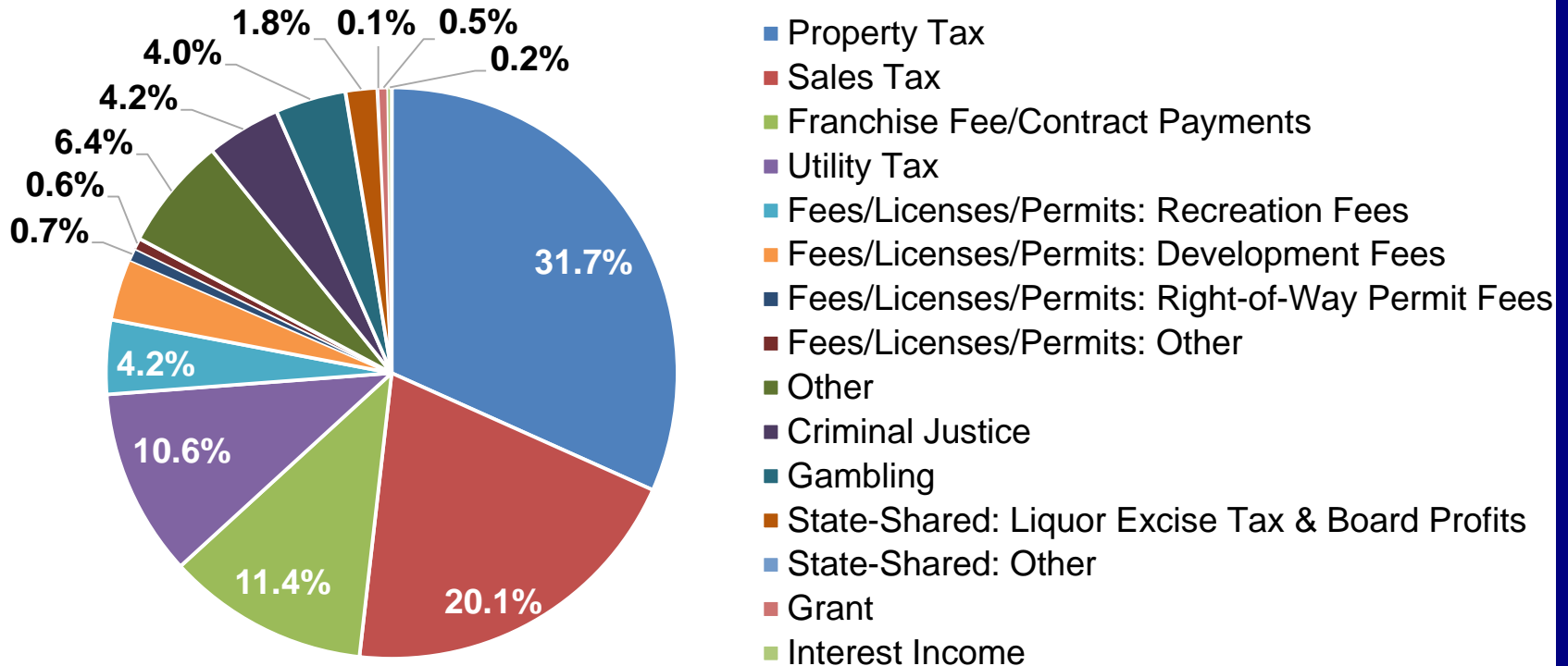
General Fund

General Fund Operating Resources \$47.203 Million



General Fund Operating Revenue

\$39.561 Million

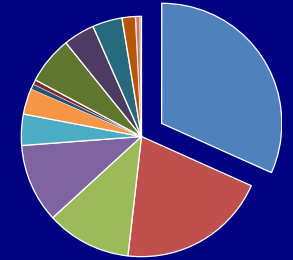


Property Tax – Regular Levy

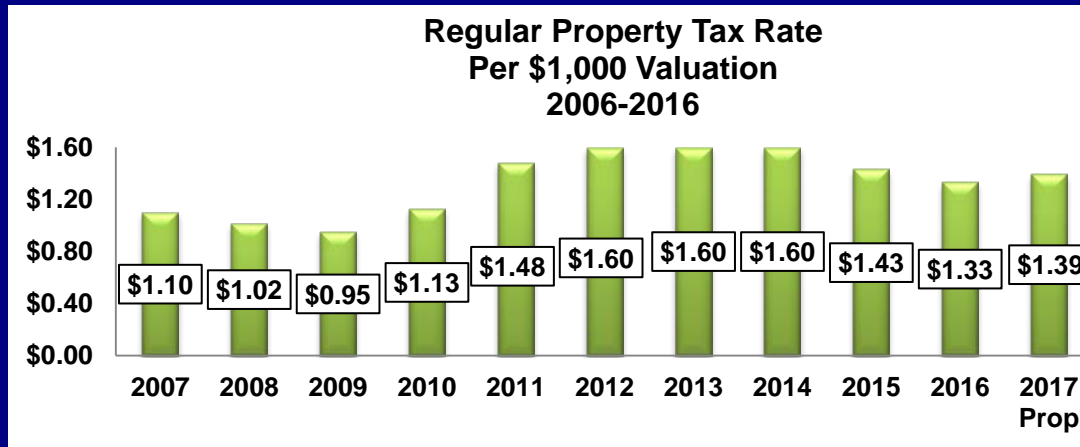
Resource Category:
Property Tax

- 2017 Budget - \$12.531 M
- 31.7% of General Fund operating revenues
- Prop 1 passed and the levy rate will be reset @ \$1.39

31.7% of Operating
Revenues



2017 Budget Book
pp. 73-74



Sales Tax

1. For each \$10 Spent
2. 95¢ of Sales Tax generated
3. Shoreline gets 8.5¢ of that Sales Tax

1. \$10 Spent



2. Sales Tax Collected

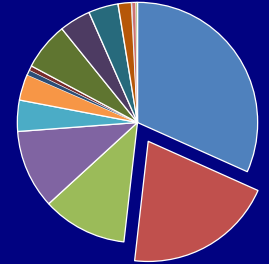


3. Shoreline's Share



Resource Category:
Sales Tax

20.1% of Operating
Revenues



2017 Budget Book
p. 75

Franchise & Utility Contract Fees:

Resource Category:
Franchise Fee /
Contract Payments

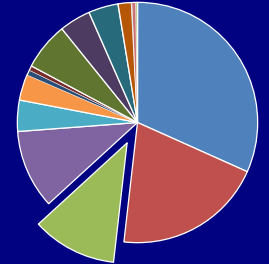
11.4% of Operating
Revenues

Franchise Fees:

- Water & Sewer Providers pay 6.0% fee
- Cable TV providers pay 5.0% fee

Utility Contract Fees:

- Seattle City Light pays 6% Contract Fee on electrical revenues

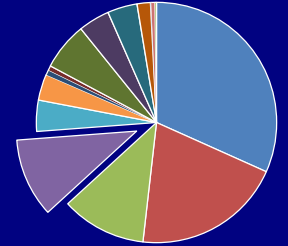


2017 Budget Book
p. 78

Utility Taxes

- Natural Gas
- Telephone
- Garbage
- Cable TV
- Storm Drainage

10.6% of Operating
Revenues



2017 Budget Book
p. 77

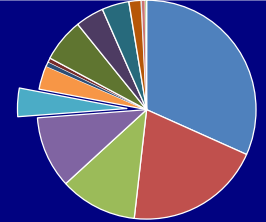
Service providers pay tax of 6%

Fees/Licenses/Permits

- Generally increased by June to June change in CPI
- Incorporates Cost Recovery Objectives
 - Recreation Fees
 - Development Fees

Resource Category:
Fees/Licenses/Permits
Recreation Fees

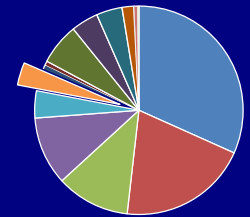
**4.2% of Operating
Revenues**



2017 Budget Book
p. 79

Development Fees

**3.5% of Operating
Revenues**

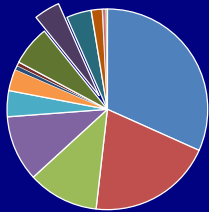


2017 Budget Book
pp. 82-83¹³

State Shared Funding

- Criminal Justice Funding
 - Optional County sales tax of 0.1% and State criminal justice funding

4.2% of Operating Revenues

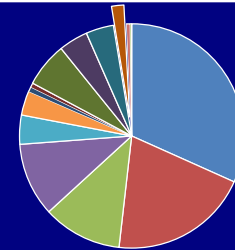


2017 Budget Book
p. 80



- Liquor Excise Tax
 - City “share” returned in 2015

1.8% of Operating Revenues



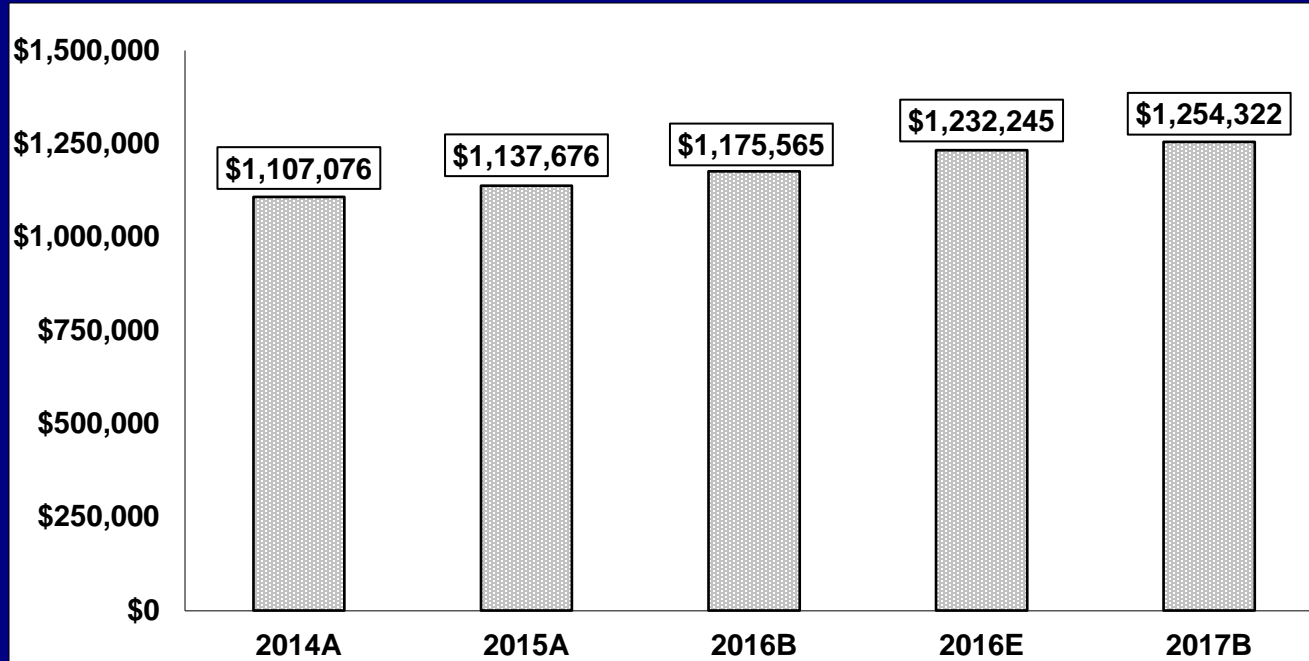
2017 Budget Book
p. 81

Street Fund

Fuel Tax

(Page 84)

- State collected gasoline and diesel fuel tax is shared with cities and towns on a per capita basis



RESTRICTED

Surface Water Utility Fund

Surface Water Management Fee

(Page 85)

- Used to fund Surface Water operations, capital expenditures, and debt services.
- 2017 Single Family Rate \$159.25 per year

Capital Funds

- Vehicle License Fee
- Real Estate Excise Tax (REET)
- Grants

Vehicle License Fee

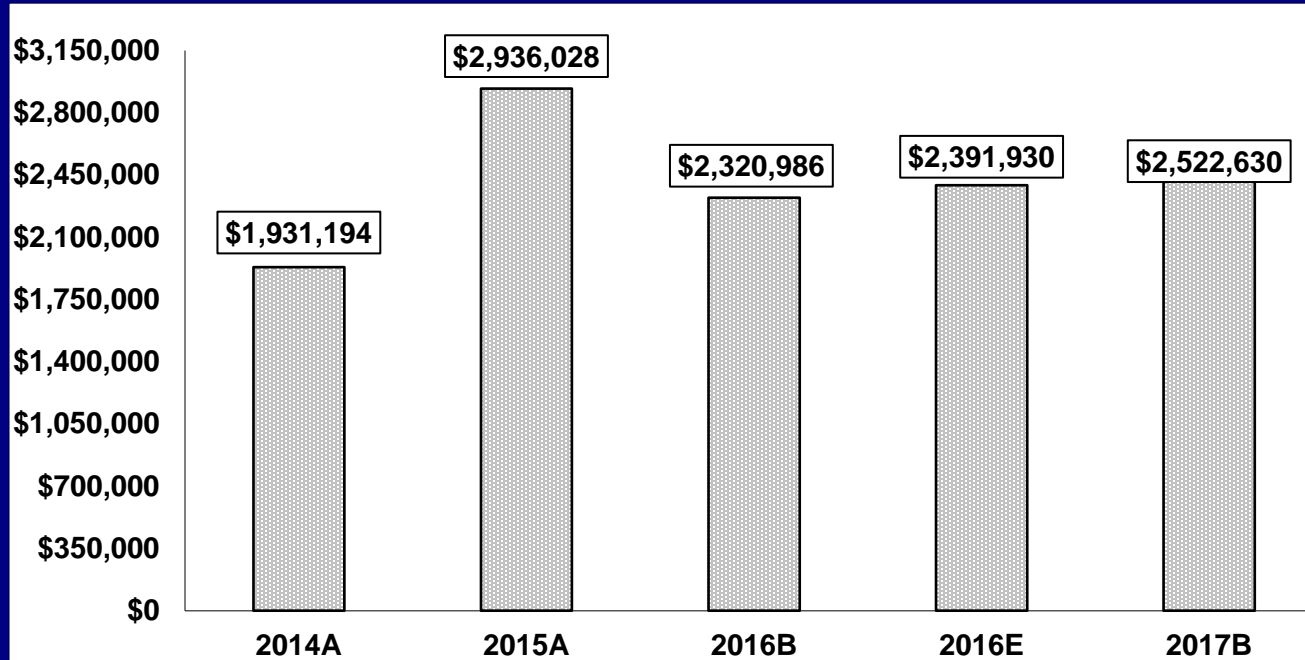
- Currently @ \$20 per year
- \$20 generates \$780K annually
- Council has authority to impose up to an additional \$20
 - \$6 to replace GF Contribution to Roads Cap
 - \$14 Available for other transportation projects



Real Estate Excise Tax

(Page 86)

- Used for projects in the Comprehensive Plan, specific public works projects, and debt service



Public Comments

Staff recommends that Council conduct the public hearing to take public comment on:

- 2017 Proposed Budget
- 2017 Property Tax Levy
- Proposed 2017 Revenues

Council Questions / Comments