

CITY OF SHORELINE  
**ANNUAL POLICE SERVICE REPORT**  
**2018**



Provided for the Residents by:

**CHIEF SHAWN LEDFORD, CITY OF SHORELINE POLICE DEPARTMENT**  
1206 N. 185th St.  
Shoreline, WA 98133  
(206) 801-2710  
pd@ci.shoreline.wa.us

## City of Shoreline Administration

MAYOR	Will Hall
DEPUTY MAYOR	Jesse Salomon
COUNCIL MEMBERS	Susan Chang Doris McConnell Keith McGlashan Chris Roberts Keith Scully
CITY MANAGER	Debbie Tarry
CHIEF OF POLICE	Shawn Ledford



## From Your Police Chief

Dear Shoreline Residents,

It's my pleasure to present the 2018 Shoreline Police Department's Police Services Report. Shoreline continues to be a safe community; over the past four years, Part-1 crime (violent crime) has remained at its lowest level since incorporation and decreased again significantly in 2018 by 25%. Shoreline Police Department works hard to support the City Council goals and feels fortunate to work for a Council that provides the police with the proper staffing, equipment, training and works in a collaborative manner to support public safety.



Focusing on property crimes has been a priority for the Shoreline Police for several years. In 2018 we saw significant reductions in property crimes; burglaries decreased by 30% and were 33% less than the five year average. Car prowls decreased 27% and are 13% below the five year average. Auto thefts were down 8% and 14% below the five year average. Please continue to call 911 immediately if you notice suspicious activity in your neighborhood. The police should be the ones to determine if it's a crime in progress or legitimate activity. By working together we can continue to prevent crime and address crime trends in the City.

The Shoreline Police Department (PD) works with other City departments to address homeless issues in the City in a compassionate and reasonable manner. Compassion does not mean enabling—it's connecting those willing to accept services to the proper services that are available. The Shoreline PD works hard to keep parks, trails and businesses safe and to ensure the Constitutional rights for everyone are upheld in a fair and objective manner.

Shoreline Police have been working to improve police interaction with those suffering from mental illness. Shoreline started the RADAR program (Response Awareness De-escalation And Referral) to provide officers with information up front to help de-escalate someone in crisis and reduce use of force incidents. The program has expanded thanks to Council Chair Rod Dembowski and the King County Council. The Council provided funding to expand RADAR and Shoreline is partnering with Bothell, Kenmore, Kirkland and Lake Forest Park police. In addition to response plans, the cities share part time mental health professionals (navigators) to reach out with police to those who need help, providing a direct connection to services.

In 2018 Shoreline Police conducted two Nurturing Trust workshops with the Hispanic/Latino community. The workshops were taught in Spanish and focused on teen suicide, bullying, parental discipline, narcotics and other topics geared to help parents and build a relationship with police. Shoreline PD also taught several staff and community members on CRASE - Civilian Response to Active Shooter Events. It's training we hope never has to be used, however it's better to have a basic understanding of what to do and not do in an active situation.

In 2018, Shoreline added its first K9 team, Officer Josh Holmes and his partner Atom. Atom is a tracking dog and together they have already arrested numerous suspects that fled on foot after committing a crime. Also in 2018, Shoreline Police moved to a new police station located on the first floor of City Hall. The new station provides adequate space for police, more efficiencies for City departments to work together on solving problems and easier access for the public.

The Shoreline Police Department has a staff of 53 full time employees. In 2018, our department had over 30,000 police related contacts. Officers responded to 16,567 - 911 calls and initiated 13,535 contacts. It's an honor to serve as your police chief. The Shoreline Police Department is committed to keeping you and your family safe.

Respectfully,  
Shawn V. Ledford  
Police Chief, City of Shoreline



**About**

City of Shoreline Administration ..... 2  
 From Your Police Chief ..... 3  
 About the Annual Police Service Report..... 6  
 Shoreline Police Department Mission, Goals, & Core Values..... 6  
 City of Shoreline Patrol Districts ..... 8

**Section 1: Police Service Highlights**

Shoreline’s Crime Rate ..... 10  
 Part I Violent Crimes against People ..... 11  
 Part I Non-Violent Crimes against Property ..... 12  
 Traffic and Automobile Incident Information ..... 13  
 Shoreline Police Department Traffic Programs ..... 14  
 Calls for Police Assistance ..... 15  
 Response Times to High Priority Calls ..... 16  
 Commissioned Officers per 1,000 Residents ..... 17  
 Dispatched Calls for Service (DCFS) per Patrol Officer ..... 17  
 Costs of Police Services per Capita ..... 18  
 Cost per \$1,000 of Assessed Real Property Value ..... 18

**Section 2: Police Service Data**

Crime Summary ..... 20



## About the Annual Police Service Report

The Annual Police Service Report contains information on the service efforts and accomplishments of the Shoreline Police Department to support its mission, goals, and objectives.

The goal of the report is to keep the City of Shoreline residents, staff, administrators and elected officials informed of police service and crime activity in the city. The report is produced by the City of Shoreline Police Department in partnership with the King County Sheriff's Office (KCSO) Research, Planning and Informational Services and Contracts Units. Questions about the report can be directed to the Shoreline Chief of Police.

The Police Service Highlights section gives a narrative of police efforts and year-to-year comparisons of selected crime and police service data.

The Police Service Data section provides further detailed crime and police service data. Please note that numbers in this section may differ slightly from numbers in the Police Services Highlights due to collection from several sources and in some cases rounding up.

## Shoreline Police Department Mission, Goals, & Core Values

VISION - Where are we going?

The Shoreline Police Department is a highly effective and respected law enforcement agency and criminal justice partner, both trusted and supported, helping Shoreline to be one of the safest cities in America.

MISSION – Why are we here?

The Shoreline Police Department is a trusted partner in fighting crime and improving the quality of life for our residents and guests.

GOALS - How will we get there?

Through community engagement and collaboration we will

- Develop and sustain public trust, value and support.
- Reduce crime and improve the community's sense of security.
- Improve traffic safety by reducing impaired and unsafe driving behaviors and traffic collisions.
- Recruit, hire, train and promote the best people, reflective of the community we serve, to provide high quality, professional and responsive service.
- Provide facilities, equipment, and technology that support achievement of our mission.
- Prepare to respond to and resolve critical incidents and disasters.

OUR VALUES - How do we do business?

### Leadership

- We are honest, respectful, effective and humble
- We have clear expectations
- Our managers model expectations and we lead by example from all levels

### Integrity

- We are open, transparent and accountable to the public we serve
- We acknowledge that public trust matters – all the time



- Good faith performance errors are addressed through training
- Bad faith, criminal behavior, abuse of authority, and repeated or egregious acts are not tolerated

Service

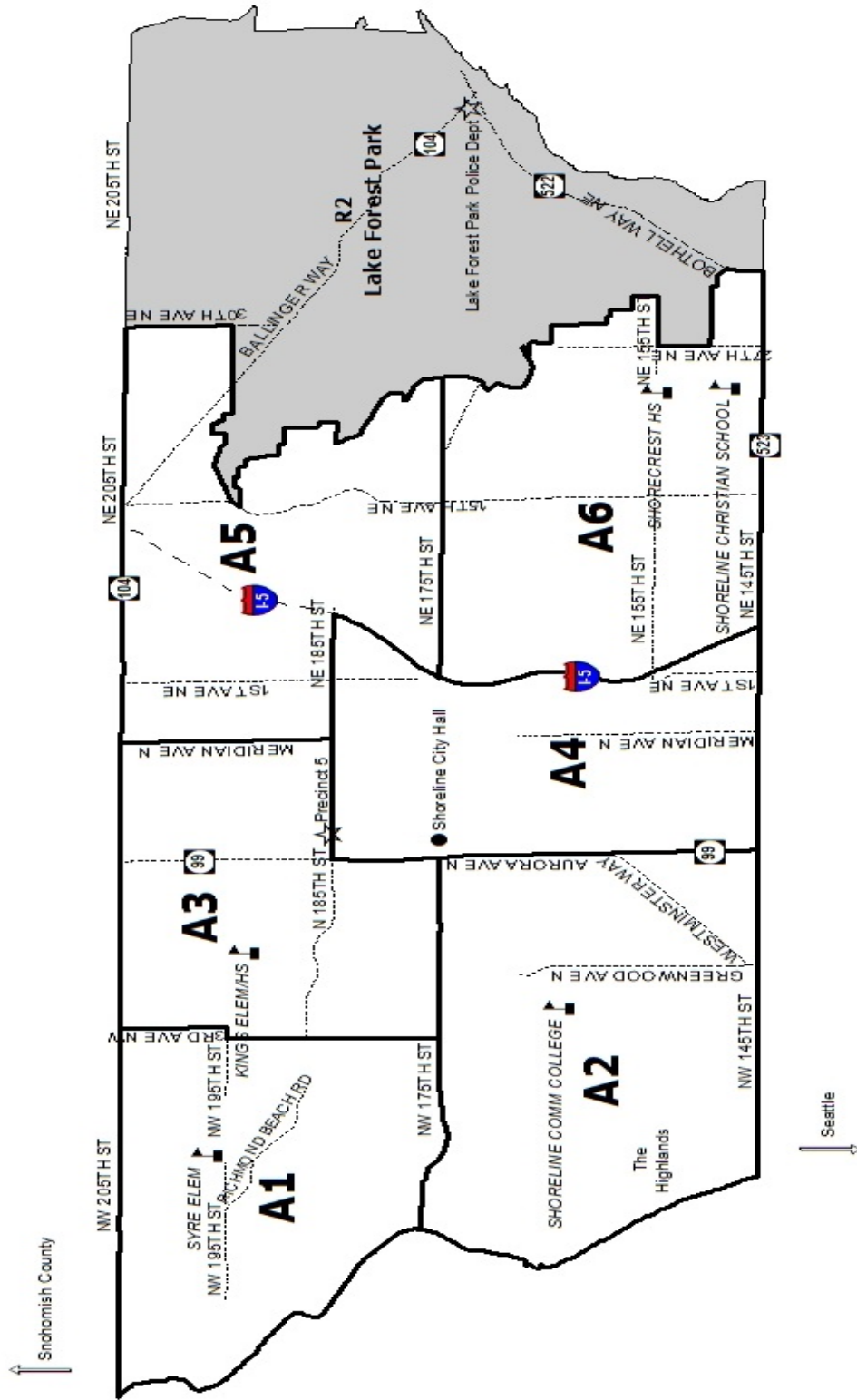
- We are timely in our response and seek every opportunity to have positive impact on the people we serve.
- We are good stewards of taxpayer dollars, engage and collaborate, and strive to innovate.
- We focus on hot spot locations, high impact and repeat offenders, and visible presence when needed

Teamwork

- We recognize that relevant training and effective communications increase public and officer safety
- We fight crime constitutionally
- Our managers coach, mentor and develop a strong team culture



# City of Shoreline Patrol Districts



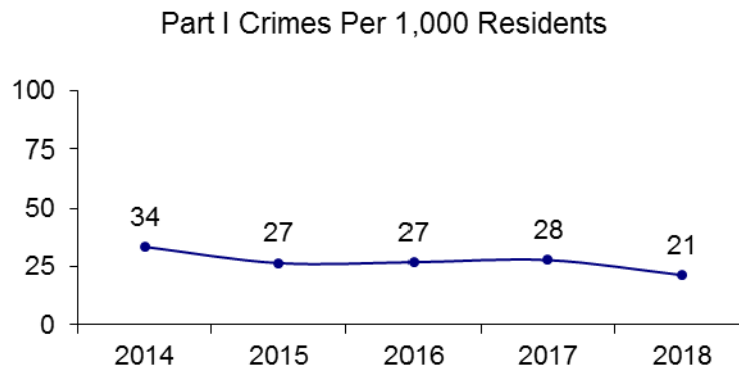


# City of Shoreline Police Service Highlights 2018



### Shoreline's Crime Rate

The Crime Rate is a calculation of the number of Part I Crimes divided by population in thousands. Part I Crimes is a category of crimes established by the Federal Bureau of Investigation (FBI). It includes criminal homicide, forcible rape, robbery, aggravated assault, burglary, larceny-theft, motor vehicle theft, and arson.



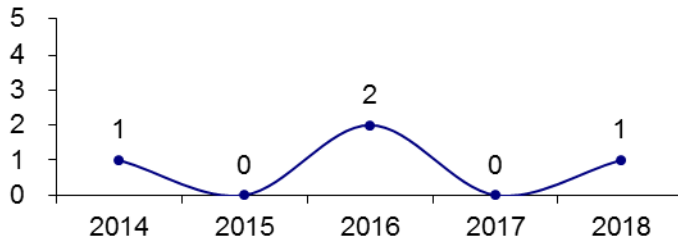
Source: Police Services Data



## Part I Violent Crimes against People

Part I Crimes include crimes categorized as “violent crimes” or “crimes against people.” The following are Shoreline’s Part I Violent Crimes.

### Homicide

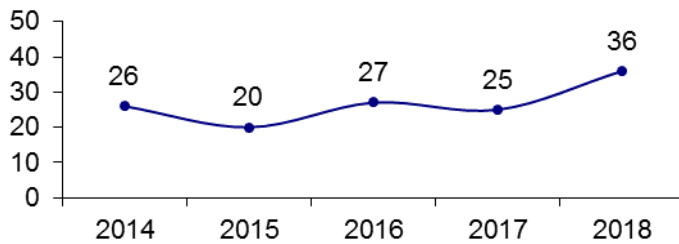


Source for all below: Police Services Data

### Homicide

The willful killing of one human being by another. Includes murder and non-negligent manslaughter, justifiable homicide, and manslaughter by negligence.

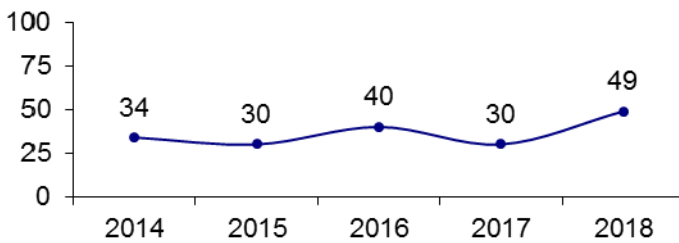
### Rape



### Rape

Rapes by force and attempts or assaults to rape, regardless of the age of the victim, are included in this count. Statutory offenses (no force used—victim under age of consent) are excluded.

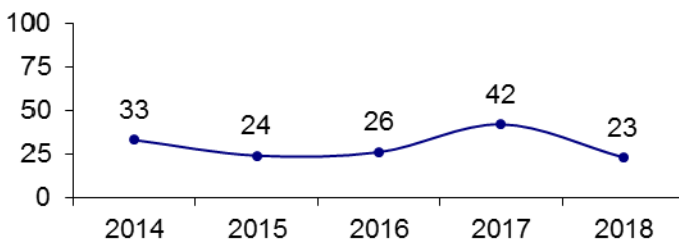
### Aggravated Assault



### Aggravated Assault

Aggravated assault is an unlawful attack by one person upon another for the purpose of inflicting severe or aggravated bodily injury. This type of assault usually is accompanied by the use of a weapon or by means likely to produce death or great bodily harm.

### Robbery



### Robbery

Robbery is the taking or attempting to take anything of value from the care, custody, or control of a person by force, threat of force, violence, or by putting the victim in fear.

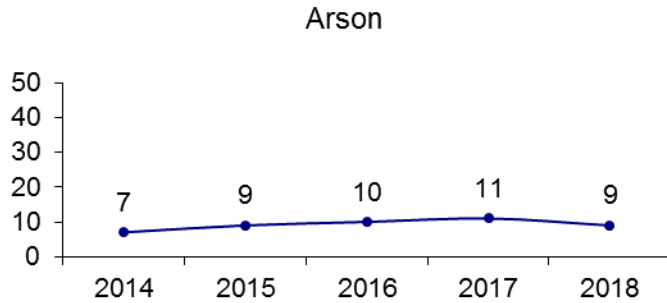


**Part I Non-Violent Crimes against Property**

The second group of Part I Crimes is known as “non-violent crimes,” “crimes against property,” or “property crimes.” The following are Shoreline’s Part I Crimes against Property. Information about vehicle theft, also included in this category, can be found with traffic and automobile incident information.

**Arson**

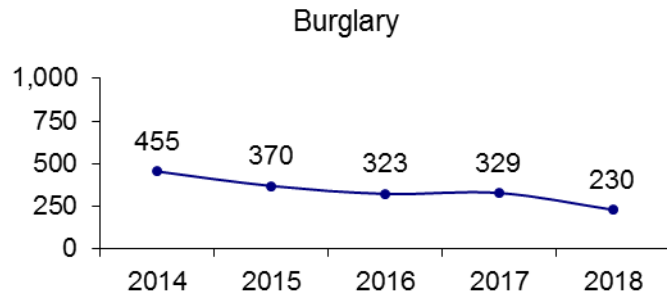
Arson is any willful or malicious burning or attempt to burn, with or without intent to defraud, a dwelling house, public building, motor vehicle or aircraft, or personal property of another.



Source for all below: Police Services Data

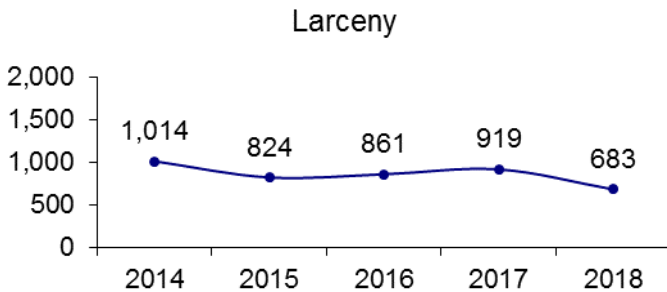
**Burglary (breaking or entering)**

Burglary is the unlawful entry of a commercial or residential structure with the intent to commit a crime. Attempted forcible entry is included.



**Larceny (except vehicles)**

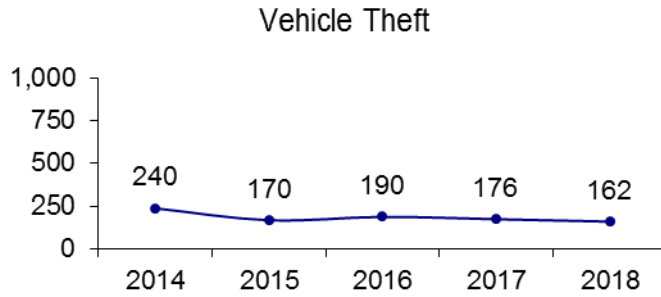
Larceny is the unlawful taking, carrying, leading, or riding away of property of any value amount from the possession or constructive possession of another. Examples are thefts of bicycles, motor vehicle parts and accessories, shoplifting, pocket-picking, or the stealing of any property or article that is not taken by force and violence or by fraud. Attempted larcenies are included. Embezzlement, forgery, check fraud, and like crimes are excluded.



## Traffic and Automobile Incident Information

### Vehicle Theft

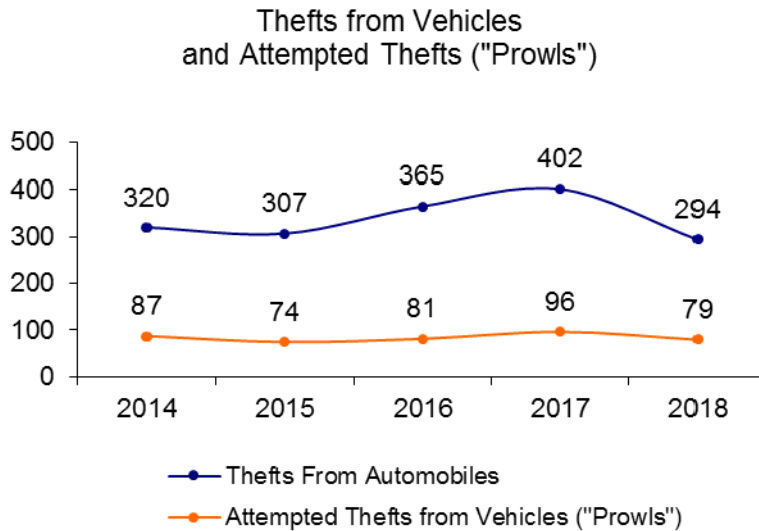
Vehicle theft is included in Part I Crimes against Property. It is the theft or attempted theft of a motor vehicle, which is defined as being self-propelled and running on a land surface and not on rails. Motorboats, construction equipment, airplanes, and farming equipment are specifically excluded from this category.



Source: Police Services Data

### Thefts and Attempted Thefts ("Prowls") from Automobiles

A theft or attempted theft ("prowl") from an automobile is the act or attempted act of taking something from the inside of an automobile.



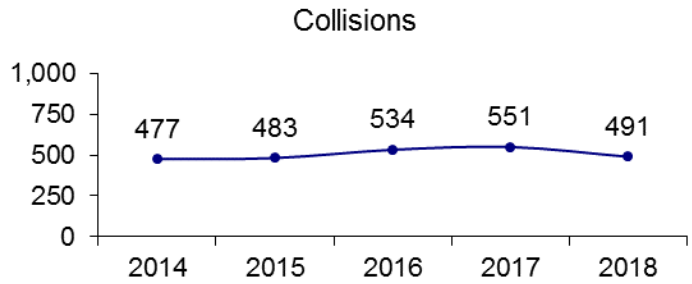
Source: Police Services Data and CAD System



## Shoreline Police Department Traffic Programs

### Traffic Collisions

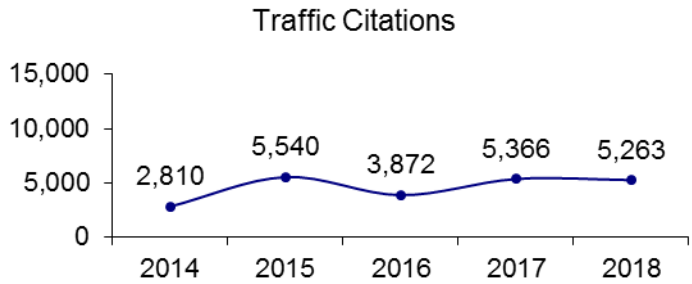
Collision information includes reports for injury, non-injury, and fatality vehicle collisions. Driving under the influence (DUI) collisions and hit-and-runs are excluded from this category.



Source: Police Services Data

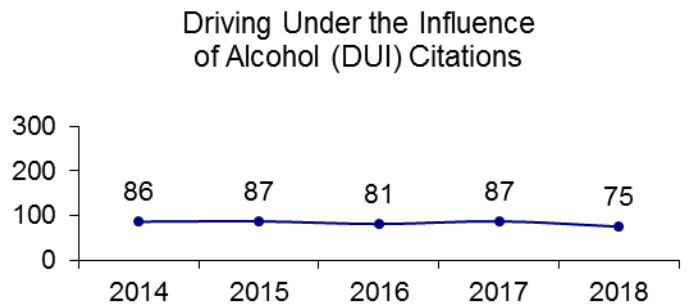
### Traffic Citations

Traffic citations include reports of all moving/hazardous violations (such as all accidents, driving under the influence, speeding, and reckless driving), and non-moving compliance violations (such as defective equipment and parking violations).



### DUI Citations

Driving under the influence of alcohol citations are included in the above count for traffic citations, but are broken out here to show trends.

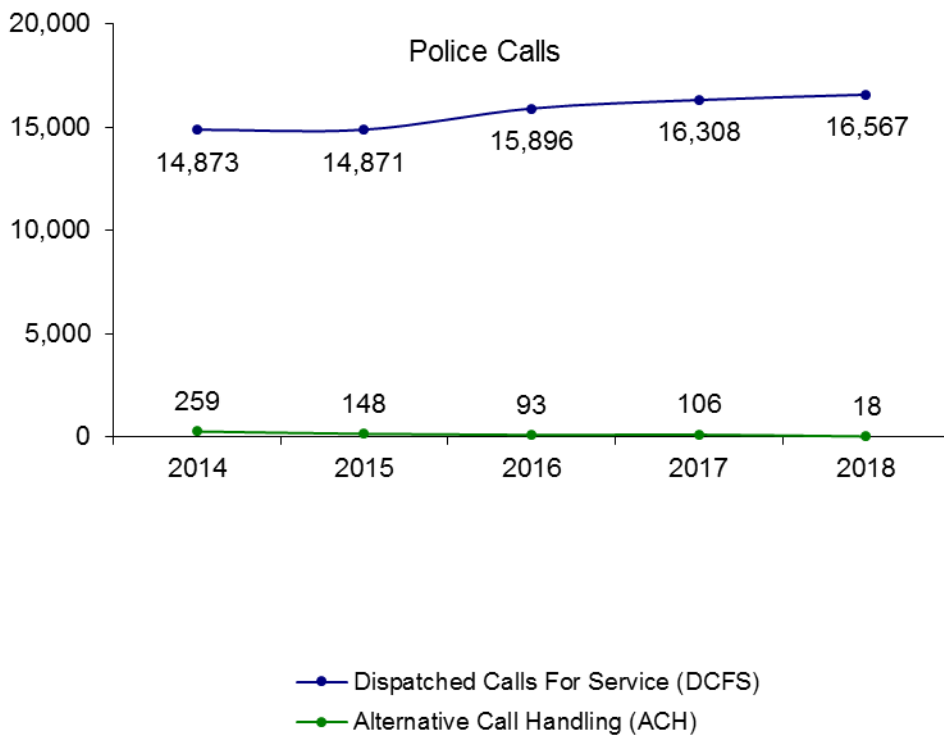


### Calls for Police Assistance

The public receives police assistance in a variety of ways. Residents can call the Emergency 911 Communications Center to have one or more officers dispatched to the field, called a “dispatched call for service.”

In addition to dispatched calls for service, 911 center operators can take certain types of reports over the phone through alternative call handling (ACH). This allows police officers more time to respond to those who need an officer present at the location of their incident.

Following are the numbers of dispatched calls for service (DCFS) and alternative call handling (ACH) incidents reported.



Source: Police Services Data and CAD

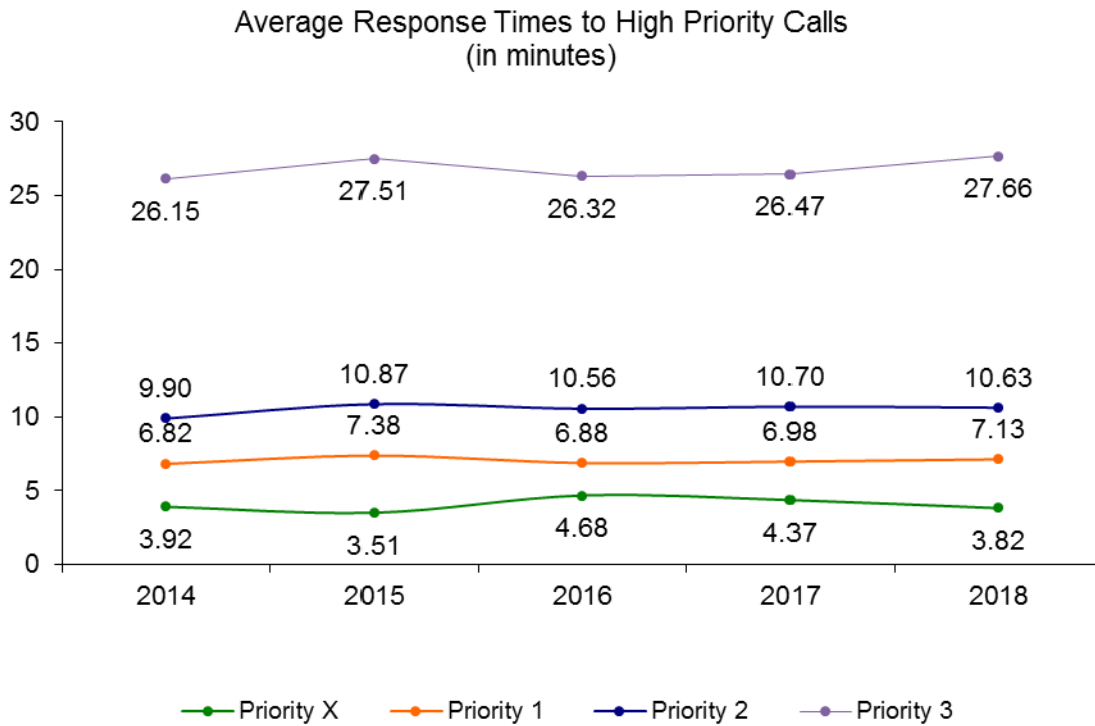


### Response Times to High Priority Calls

When calls for police assistance are received by the Emergency 911 Communications Center, they are entered into the Computer Aided Dispatch (CAD) system and given a "priority" based on the criteria described below. If the call receiver is in doubt as to the appropriate priority, the call is assigned the higher of the two priority designators in question.

- "Priority X" designates critical dispatches. These are incidents that pose an obvious danger to the life of an officer or citizen. It is used for felony crimes in-progress where the possibility of confrontation between a victim and suspect exists. Examples include shootings, stabbings, robberies or burglaries.
- "Priority 1" designates immediate dispatches. These are calls that require immediate police action. Examples include silent alarms, injury traffic accidents, in-progress crimes or crimes so recent that the suspect may still be in the immediate area.
- "Priority 2" designates prompt dispatches. These are calls that could escalate to a more serious degree if not policed quickly. Examples include verbal disturbances and blocking traffic accidents.
- "Priority 3" designates routing dispatches. These are calls where time is not the critical factor in the proper handling of the call. Examples are burglaries or larcenies that are not in progress, audible commercial and residential alarms, "cold" vehicle thefts and abandoned calls. Dispatch will be made as soon as reasonably possible.

Following are the City of Shoreline's Police response times for the above priority calls. Response times include all time from the receipt of a phone call to the moment an officer arrives at the location of the incident.



Source: Police Services Data



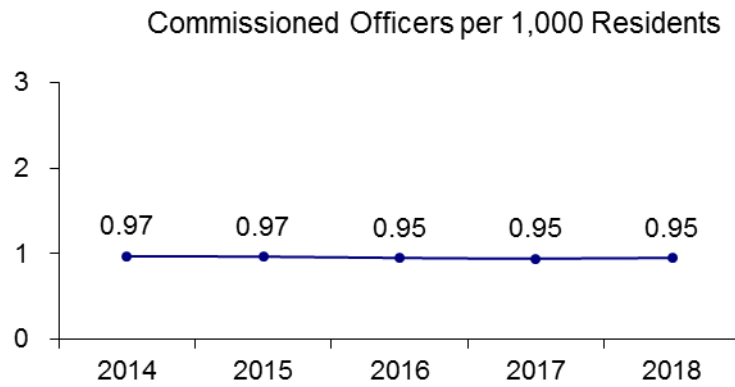
**Computer Aided Dispatch (CAD):** A computerized communication system used by emergency response agencies for dispatching and tracking calls for emergency assistance.





### Commissioned Officers per 1,000 Residents

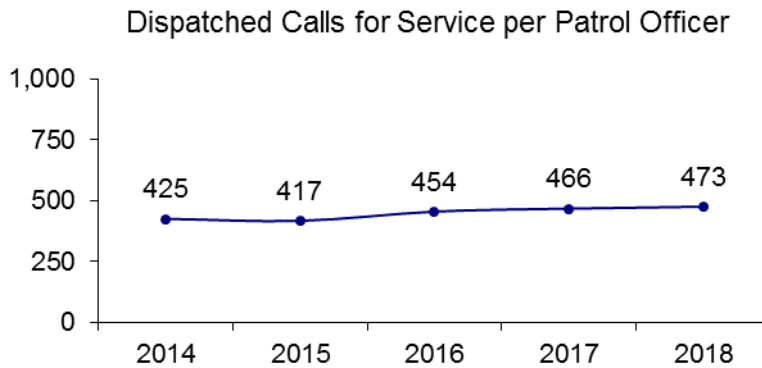
Commissioned officers per 1,000 residents shows how many commissioned police officers are employed by Shoreline for every 1,000 residents. The total number of commissioned officers includes full-time dedicated officers, plus officers who work in supervisory or other non-patrol related positions, as well as, officers that work in specialty units that are on-call for the city. Although the number of Shoreline’s dedicated officers may stay the same from year to year, the number of officers that respond to calls for service can change with the city’s needs. Therefore, the number of total commissioned officers can increase or decrease depending on Shoreline’s service needs from year to year.



Source: KCSO Contracts Unit

### Dispatched Calls for Service (DCFS) per Patrol Officer

Dispatched calls for service (DCFS) per patrol officer is the average number of dispatched calls one patrol officer responds to within a year. This number uses only dispatched calls Shoreline pays for and does not include the number of responses an officer initiates (such as, witnessing and responding to traffic violations, called “on views”). Also, the numbers below are *patrol only* and exclude non-patrol commissioned officers (such as, supervisors or special duty officers/detectives).



Source: KCSO Contracts Unit

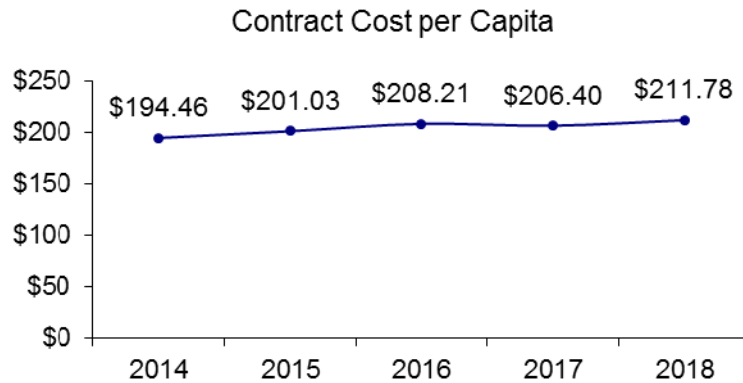


### Costs of Police Services per Capita

The City of Shoreline contracts with the King County Sheriff's Office (KCSO) for police services. Among other benefits, contracting for services from a larger law enforcement agency allows for cost savings through "economies of scale." Specific economies of scale provided through the contract with KCSO include:

- Mutual aid agreements with other law enforcement agencies in Washington State
- A large pool of officers if back-up help as necessary
- Coverage if city officers are away
- Expertise of specialized units to assist officers
- Experienced officers to select from for city staffing
- Cost sharing throughout the department to keep city costs down

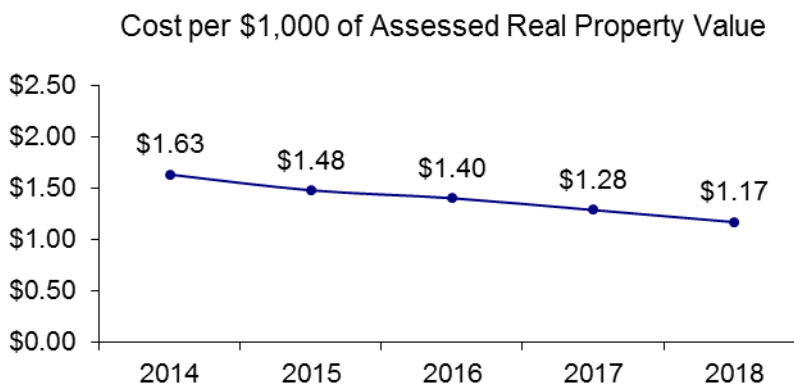
Costs for police services vary depending on a city's resources and the level and type of police services the community wants. The City of Shoreline may have additional funds or expenditures for special projects or programs as part of the city's law enforcement budget. These additional costs are not reflected in the contract cost per capita which shows the contract cost for police services divided by Shoreline's population.



Source: KCSO Contracts Unit

### Cost per \$1,000 of Assessed Real Property Value

Cost per \$1,000 of assessed real property value shows Shoreline's contract cost in relationship to the property values of Shoreline.



Source: King County Assessor's Office



# City of Shoreline Police Service Data 2018



In mid-July 2018, the King County Sheriff's Office consolidated some agency crime codes and switched from reporting crime statistics to the Federal Bureau of Investigation's Uniform Crime Reporting program to the FBI's National Incident Bases Reporting System (NIBRS). To stay consistent in reporting for 2018, statistical information contained within this report is primarily obtained from the King County Sheriff's Office Computer Aided Dispatch (CAD) and at times will not match what is contained in the report management system and what is reported to WASPC for NIBRS reporting.

<b>CRIME SUMMARY</b>	<b>1-Q</b>	<b>2-Q</b>	<b>3-Q</b>	<b>4-Q</b>	<b>YTD</b>
<b>TOTAL PART 1 OFFENSES</b>	<b>348</b>	<b>294</b>	<b>273</b>	<b>278</b>	<b>1193</b>
<b>TOTAL PART 2 OFFENSES</b>	<b>492</b>	<b>407</b>	<b>392</b>	<b>365</b>	<b>1656</b>
<b>Officers Assaulted</b>	<b>1</b>	<b>2</b>	<b>2</b>	<b>2</b>	<b>7</b>
<b>Total Domestic Violence Offenses</b>	<b>78</b>	<b>51</b>	<b>57</b>	<b>51</b>	<b>237</b>
<b>Possible Gang Incidents*</b>	<b>1</b>	<b>1</b>	<b>1</b>	<b>1</b>	<b>4</b>

\*Information gathered from CAD and has not been validated by the Gang Unit.



<b>PART 1 OFFENSES</b>	<b>1-Q</b>	<b>2-Q</b>	<b>3-Q</b>	<b>4-Q</b>	<b>YTD</b>
Assault, Hands	6	6	10	7	29
Assault, Knife	2	0	4	1	7
Assault, Firearm	2	3	0	1	6
Assault, ODW	3	2	2	0	7
<b>HOMICIDE*</b>	<b>0</b>	<b>1</b>	<b>0</b>	<b>0</b>	<b>1</b>
<b>Robbery</b>	<b>1</b>	<b>0</b>	<b>6</b>	<b>0</b>	<b>7</b>
<b>Robbery, Chain Store<sup>1</sup></b>	<b>1</b>	<b>1</b>	<b>0</b>		<b>2</b>
<b>Robbery, Gas Station<sup>1</sup></b>	<b>0</b>	<b>1</b>	<b>0</b>		<b>1</b>
<b>Robbery, Highway</b>	<b>3</b>	<b>0</b>	<b>3</b>	<b>1</b>	<b>7</b>
<b>Robbery, Miscellaneous<sup>1</sup></b>	<b>0</b>	<b>1</b>			<b>1</b>
<b>Robbery, Residence</b>	<b>0</b>	<b>0</b>	<b>1</b>	<b>1</b>	<b>2</b>
<b>Robbery, Carjack</b>	<b>0</b>	<b>1</b>	<b>0</b>	<b>2</b>	<b>3</b>
<b>Attempted Rape</b>	<b>0</b>	<b>0</b>	<b>0</b>	<b>0</b>	<b>0</b>
<b>Rape**</b>	<b>7</b>	<b>9</b>	<b>9</b>	<b>7</b>	<b>32</b>
<b>Child Rape<sup>1</sup></b>	<b>3</b>	<b>0</b>	<b>1</b>		<b>4</b>
Commercial Burglary	14	18	17	19	68
Comm Burglary, NF <sup>1</sup>	2	4			6
Residential Burglary	30	32	27	28	117
Residential Burglary, NF <sup>1</sup>	13	15	3		31
Residential Burglary, ATT <sup>1</sup>	2	6	0		8
Larceny	208	163	151	160	682
<b>Vehicle Theft</b>	<b>45</b>	<b>30</b>	<b>36</b>	<b>50</b>	<b>161</b>
<b>Truck-Bus Theft<sup>1</sup></b>	<b>1</b>	<b>0</b>			<b>1</b>
<b>Other Vehicle Theft<sup>1</sup></b>	<b>1</b>	<b>0</b>			<b>1</b>
Theft Boat/RV	0	0	0	0	0
<b>Arson Confirmed</b>	<b>4</b>	<b>1</b>	<b>3</b>	<b>1</b>	<b>9</b>
<b>TOTAL PART 1 OFFENSES</b>	<b>348</b>	<b>294</b>	<b>273</b>	<b>278</b>	<b>1193</b>

<sup>1</sup> Category consolidated from August 2018 until present.

\*Homicide statistics are obtained from KCSO CID.

\*\*Rape statistics are obtained from the KCSO report management system (RMS).



<b>PART 2 OFFENSES</b>	<b>1-Q</b>	<b>2-Q</b>	<b>3-Q</b>	<b>4-Q</b>	<b>YTD</b>
Assault 4th Degree	48	39	39	47	173
Total Sex Offenses	29	28	18	19	94
Family/Juvenile Offenses	40	30	28	33	131
Forgery/Fraud Offenses	52	54	41	38	185
Commercial Vice	2	0	2	2	6
Gambling, Other	0	0	0	0	0
Kidnapping	0	0	0	1	1
Weapons	5	7	2	5	19
All Other	88	70	68	62	288
Violation of Court Order	23	10	19	20	72
Viol Crt Order (felony) <sup>1</sup>	3	5			8
Malicious Harassment	0	1	0	0	1
Stolen Property	1	0	1	2	4
Trespass	104	69	61	47	281
Vandalism	45	52	62	58	217
Disorderly Conduct	0	2	2	1	5
Liquor Violation	16	13	12	11	52
D U I	26	16	21	11	74
<b>HEROIN, etc.*</b>	3	7	10	3	23
<b>SYNTHETIC DRUGS*</b>	4	4	4	5	17
<b>OTHER DRUGS*</b>	1	0	2	0	3
<b>MARIJUANA*</b>	2	0	0	0	2
<b>TOTAL PART 2 OFFENSES</b>	<b>492</b>	<b>407</b>	<b>392</b>	<b>365</b>	<b>1656</b>

<sup>1</sup> Category consolidated from August 2018 until present.

\*Drug information is obtained from the RMS and encompasses cases cleared by arrest.



Dispatched Calls for Service	Dispatched Calls				
	1-Q	2-Q	3-Q	4-Q	YTD
A1	313	354	327	246	1240
A2	559	593	599	540	2291
A3	1071	1009	1001	931	4012
A4	815	833	912	907	3467
A5	744	759	765	715	2983
A6	698	702	590	584	2574
<b>TOTAL DCFS</b>	<b>4200</b>	<b>4250</b>	<b>4194</b>	<b>3923</b>	<b>16567</b>

AVG Response Time	1-Q	2-Q	3-Q	4-Q
Critical Dispatch X=	4.32	3.82	4.02	3.1222
Immediate Dispatch 1=	7.25	6.96	6.45	7.8676
Prompt Dispatch 2=	10.96	10.25	10.37	10.879
Routine Dispatch 3=	28.11	28.21	26.97	27.349

LARCENY OFFENSES	1-Q	2-Q	3-Q	4-Q	YTD
D/D	1	1	0	0	2
Gas	0	0	0	0	0
APA	2	1	2	2	7
Bike <sup>1</sup>	5	9	3		17
COMD	0	0	4	0	4
Other	34	22	27	23	106
P/P	0	3	1	1	5
P/S	0	0	1	2	3
S/L	39	22	35	30	126
TFA	99	69	50	76	294
TFB	28	36	28	26	118
<b>TOTAL</b>	<b>208</b>	<b>163</b>	<b>151</b>	<b>160</b>	<b>682</b>

<sup>1</sup> Category consolidated from August 2018 until present.